



EUROBAROMETER

INTERNAL SECURITY

REPORT

Fieldwork: June 2011

Publication: November 2011

Special Eurobarometer 371 / Wave EB75.4 – TNS opinion & social

This survey has been requested by the Directorate-General Home Affairs and coordinated by Directorate-General for Communication (DG COMM “Research and Speechwriting” Unit).

http://ec.europa.eu/public_opinion/index_en.htm

This document does not represent the point of view of the European Commission. The interpretations and opinions contained in it are solely those of the authors.

Special Eurobarometer 371

INTERNAL SECURITY

Conducted by TNS Opinion & Social at the request of
Directorate-General Home Affairs

Survey co-ordinated by Directorate-General
Communication

TABLE OF CONTENTS

INTRODUCTION.....	4
EXECUTIVE SUMMARY	8
1. PERCEPTIONS OF CHALLENGES TO SECURITY	10
1.1 Europeans' views on challenges to national security	10
1.2 European views on challenges to EU security	18
1.3 Perceptions of the five challenges	25
1.3.1 Terrorism	27
1.3.2 Organised crime	28
1.3.3 Natural and man-made disasters.....	30
1.3.4 Cybercrime	31
1.3.5 Security of EU borders.....	33
1.4 Perceptions of the five challenges in the medium term.....	38
1.4.1 Cybercrime	39
1.4.2 Organised crime	41
1.4.3 Natural and man-made disasters.....	43
1.4.4 Terrorism	45
1.4.5 Security of EU borders.....	47
2. EUROPEAN AND NATIONAL ACTIONS.....	52
2.1 European actions on the five challenges.....	52
2.1.1 Fighting terrorism	53
2.1.2 Fighting organised crime.....	55
2.1.3 Securing EU borders.....	57
2.1.4 Managing natural and man-made disasters.....	59
2.1.5 Fighting cybercrime.....	61

2.2 National actions on the five challenges	65
2.2.1 Fighting terrorism	66
2.2.2 Fighting organised crime.....	68
2.2.3 Managing natural and man-made disasters.....	70
2.2.4 Securing EU borders.....	72
2.2.5 Fighting cybercrime.....	74
3. INTERACTIONS WITH OTHER COUNTRIES	78
3.1 Interactions with events and developments outside the European Union	78
3.2 Main partners in the internal security of the European Union	81
CONCLUSION.....	87

ANNEXES

Technical specifications

Questionnaire

Tables

INTRODUCTION

Although most Europeans live in relative safety, the challenges to peace and security are ever increasing. Many of these challenges, including the risk of terrorism and cybercrime, are becoming increasingly sophisticated, and are not constrained by national borders. Nor are they restricted to one section of European society, but they have an impact both on individual countries, and on the European Union as a whole.

In November 2010 the European Commission presented the **EU Internal Security Strategy in Action: Five steps towards a more secure Europe**¹. This document sets out a shared agenda for Member States, the European Parliament and EU agencies to address the key challenges to the security of the European Union as a whole: serious organised crime, terrorism, cybercrime, border security, and the management of natural and man-made disasters.

The aim of this Special Eurobarometer is to provide a strategic overview by comparing and contrasting public perceptions with the approach taken in the Internal Security Strategy. This Eurobarometer has been designed to accompany the first annual report on the implementation of the EU Internal Security Strategy, and to establish benchmarks for future re-evaluation. Other, thematic Eurobarometers (e.g. on corruption), will be used to provide a more detailed picture of specific aspects of each of the five objectives.

¹ http://ec.europa.eu/commission_2010-2014/malmstrom/archive/internal_security_strategy_in_action_en.pdf

This survey covers

- ◆ Europeans' perceptions of the main challenges to national and EU security
- ◆ Europeans' views of the five challenges set out in the Internal Security Strategy in Action
- ◆ Europeans' views on the evolution of the five challenges in the next three years
- ◆ Europeans' views on their country's and the EU's actions to address the five challenges
- ◆ Europeans' views on the link between internal security of the EU and external events or developments that take place outside the EU
- ◆ Europeans' views on the EU's main security partners

The findings of this survey have been analysed firstly at EU level and secondly by country. Where appropriate, a variety of socio-demographic variables - such as respondents' gender, age, education, and occupation - have been used to provide greater insight.

The study provides detailed analysis of the way in which Internal Security and issues relating to it are perceived both at EU level and within individual Member States. In the course of this survey, 26,840 European citizens aged 15 and above were interviewed about their perceptions of Internal Security in the EU by the TNS Opinion & Social network between the 4th and the 19th June 2011 in all 27 European Union Member States², as requested by the European Commission's Directorate-General Home Affairs. The methodology used is that of surveys as carried out by the Directorate-General for Communication³. This note indicates the interview methods and the confidence intervals⁴.

The study also provides socio-demographic analysis to help understand how some sections of European society tend to regard Internal Security differently from others. The statistical breakdowns include: male/female; age range; the impact of education; social and financial status; and a range of other socio-economic factors.

The Eurobarometer website can be consulted at the following address:

http://ec.europa.eu/public_opinion/index_en.htm

We would like to take this opportunity to thank all the respondents throughout the continent who gave their time to take part in this survey.

Without their active participation, this survey would quite simply not have been possible.

² Further information on the methodology used can be found in the technical note which specifies the interview methods as well as the confidence intervals.

³ http://ec.europa.eu/public_opinion/index_en.htm

⁴ The results tables are included in the annex. It should be noted that the total of the percentages in the tables of this report may exceed 100% when the respondent can give several answers to the same question.

In this report, the countries are referred to by their official abbreviation:

ABREVIATIONS

EU27 European Union – 27 Member States

BE	Belgium
BG	Bulgaria
CZ	Czech Republic
DK	Denmark
DE	Germany
EE	Estonia
EL	Greece
ES	Spain
FR	France
IE	Ireland
IT	Italy
CY	Republic of Cyprus
LT	Lithuania
LV	Latvia
LU	Luxembourg
HU	Hungary
MT	Malta
NL	The Netherlands
AT	Austria
PL	Poland
PT	Portugal
RO	Romania
SI	Slovenia
SK	Slovakia
FI	Finland
SE	Sweden
UK	United Kingdom

EXECUTIVE SUMMARY

Economic and financial crises are viewed as the main challenge to national and EU security.

- ◆ The main challenges to European security are economic and financial crises (34%), terrorism (33%), organised crime (21%) and poverty (18%).
- ◆ There is a wide variation across Europe in the proportions of respondents identifying each security challenge as an issue for their country - for instance 46 points separate the proportions mentioning economic/financial crises in Ireland and France, and 53 points separate Denmark and Latvia when it comes to mentioning terrorism as a threat to national security.
- ◆ Although the proportions of respondents mentioning each challenge to EU security vary widely, only four challenges are ranked first at an individual country level: 15 countries rank economic and financial crises as the most important challenge, 13 countries rank terrorism as the most important, 3 countries rank terrorism and financial crises as equally important, one ranks organised crime and one ranks irregular migration as the most important.

Europeans believe the five key challenges: terrorism, organised crime, natural and man-made disasters, cybercrime and security of EU borders are important, and many believe that they will grow in the next three years.

- ◆ Cybercrime is seen as the challenge most likely to increase in the next three years.
- ◆ More than half of Europeans consider terrorism (58%) and organised crime (54%) to pose a very significant challenge to EU security - in total 91% consider each of these challenges to be important to some degree.
- ◆ Europeans who believe one of the five challenges is important are more likely to believe that each of the other challenges is also important.
- ◆ Four out of ten Europeans think that the EU is not doing enough to tackle the five security challenges. Half of Europeans believe that the EU is doing enough.

- ◆ Half of Europeans also agree that their country is doing enough to combat the five security challenges.

Europeans believe that internal security is linked to external events, and see the US as their main security partner.

- ◆ Three-quarters of Europeans believe that internal EU security is linked to external events and developments, although there is considerable variation between Member States.
- ◆ The US is the most mentioned partner in EU internal security, followed by Russia, China and Turkey.
- ◆ Russia is the second choice for respondents in twenty-one states.
- ◆ China ranks as the third most important security partner of the EU, and it is also the third choice of respondents in twelve Member States. Respondents in seven Member States ranked Turkey as their third most important security partner.

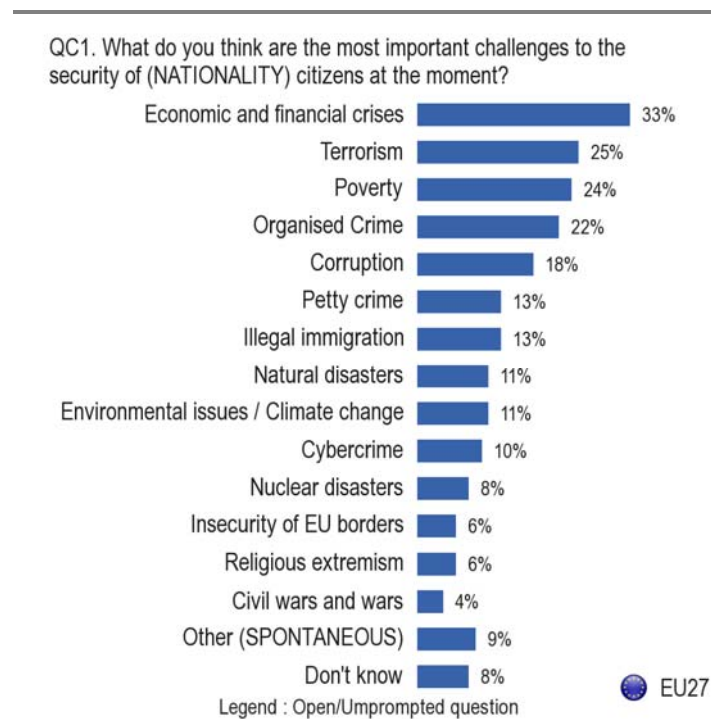
1. PERCEPTIONS OF CHALLENGES TO SECURITY

The first section of this report investigates what Europeans themselves view as the key challenges to the security of their country, and of the European Union as a whole. This section will also review respondents' perceptions of the importance of the five challenges set out in the Internal Security Strategy in Action, and whether they think that each of these challenges will increase, decrease or remain the same over the next three years.

1.1 Europeans' views on challenges to national security

- Europeans view economic and financial crises as the most important challenge to their nation's security -

Citizens across the European Union were asked what they considered to be the most important challenges currently facing their country's national security. This was an open question, and respondents were able to identify up to three challenges.































The main challenges, as identified by at least one in five Europeans, are economic and financial crises, terrorism, poverty, organised crime and corruption. Of medium importance are irregular immigration, petty crime, natural disasters, environmental issues/climate change and cybercrime, mentioned by between 10 and 15 percent of Europeans. Fewer than 10% of Europeans mentioned nuclear disasters, the security of EU borders, religious extremism, and wars and civil wars as the most important security challenges facing their country.

Economic and financial crises are seen by one-third (33%) of respondents as the most important challenge facing the security of their country. There are large differences in the answers given in individual Member States. Half or more of the respondents living in Ireland (61%), Spain (57%), Greece (56%), Cyprus (54%) and Hungary (52%) say that economic issues pose an important security challenge. At the opposite end of the spectrum, respondents in France (15%), Luxembourg (16%) and Sweden (17%) are least likely to consider **economic and financial crises** an important challenge for their country.

One quarter (25%) of Europeans consider that **terrorism** is one of the most important challenges to national security, although once again there is a considerable divergence of opinion between individual Member States. More than half of respondents in Denmark (55%) mention terrorism, and a third or more respondents in the UK (47%), Spain (38%) and Germany (34%) consider terrorism as an important challenge to their country's security.

QC1 What do you think are the most important challenges to the security of (NATIONALITY) citizens at the moment?

		Economic and financial crises	Terrorism	Poverty	Organised Crime	Corruption	Illegal immigration	Petty crime	Natural disasters	Environmental issues / Climate change	Cybercrime	Nuclear disasters	Insecurity of EU borders	Religious extremism	Civil wars and wars	Other (SPONTANEOUS)	Don't know
	EU27	33%	25%	24%	22%	18%	13%	13%	11%	11%	10%	8%	6%	6%	4%	9%	8%
	BE	32%	20%	27%	15%	8%	23%	31%	11%	16%	10%	9%	7%	11%	3%	12%	2%
	BG	48%	4%	60%	23%	24%	1%	26%	10%	4%	0%	2%	1%	2%	1%	19%	2%
	CZ	38%	14%	16%	39%	38%	10%	8%	22%	12%	16%	8%	6%	4%	5%	3%	4%
	DK	30%	55%	5%	19%	2%	9%	6%	5%	19%	4%	4%	5%	11%	5%	21%	4%
	DE	28%	34%	19%	32%	14%	8%	9%	12%	20%	27%	19%	7%	10%	5%	6%	4%
	EE	22%	9%	17%	9%	11%	3%	12%	5%	6%	9%	3%	12%	1%	4%	19%	14%
	IE	61%	10%	30%	45%	25%	8%	17%	5%	9%	6%	4%	2%	1%	2%	5%	3%
	EL	56%	7%	50%	13%	39%	28%	15%	6%	7%	2%	4%	10%	1%	3%	4%	0%
	ES	57%	38%	35%	11%	37%	16%	7%	10%	7%	4%	5%	3%	4%	4%	2%	2%
	FR	15%	16%	20%	7%	7%	10%	31%	7%	8%	4%	7%	3%	7%	3%	26%	19%
	IT	44%	26%	18%	31%	19%	24%	7%	13%	13%	8%	10%	8%	5%	9%	2%	2%
	CY	54%	6%	15%	28%	21%	55%	15%	5%	7%	7%	1%	8%	1%	1%	26%	
	LV	27%	2%	41%	13%	28%	2%	23%	3%	4%	2%	1%	2%	0%	2%	5%	16%
	LT	41%	5%	41%	25%	42%	4%	17%	9%	6%	7%	6%	2%	0%	2%	8%	6%
	LU	16%	4%	10%	13%	5%	11%	37%	6%	9%	4%	7%	6%	1%	1%	21%	11%
	HU	52%	5%	51%	20%	27%	4%	9%	20%	16%	3%	4%	3%	1%	1%	8%	2%
	MT	27%	6%	15%	20%	27%	38%	12%	5%	12%	9%	1%	5%	3%	5%	9%	10%
	NL	22%	26%	14%	23%	7%	7%	31%	8%	20%	22%	6%	6%	15%	3%	26%	4%
	AT	40%	11%	20%	39%	9%	23%	15%	20%	21%	16%	14%	19%	6%	3%	3%	4%
	PL	22%	9%	21%	13%	11%	1%	7%	16%	4%	3%	2%	1%	1%	4%	6%	27%
	PT	41%	9%	42%	24%	30%	6%	11%	7%	6%	3%	4%	7%	2%	4%	2%	7%
	RO	41%	14%	55%	14%	56%	2%	4%	19%	9%	4%	6%	3%	1%	5%	2%	4%
	SI	46%	3%	30%	31%	47%	2%	6%	17%	15%	4%	3%	1%	2%	1%	9%	3%
	SK	40%	11%	36%	24%	31%	3%	20%	46%	14%	5%	9%	3%	1%	3%	2%	1%
	FI	27%	16%	11%	22%	2%	12%	10%	11%	14%	8%	15%	9%	2%	4%	27%	8%
	SE	17%	30%	4%	23%	3%	3%	5%	7%	21%	6%	9%	1%	6%	3%	27%	9%
	UK	24%	47%	14%	25%	6%	23%	9%	3%	7%	11%	2%	8%	10%	3%	6%	9%

Legend : Open/Umprompted question

Highest percentage per country	<i>Lowest percentage per country</i>
Highest percentage per item	Lowest percentage per item

By contrast, respondents in Latvia (2%), Slovenia (3%) and Luxembourg (4%) are least likely to mention terrorism as an important challenge. Terrorism was the most mentioned challenge by respondents in four countries: Denmark, the United Kingdom, Germany and Sweden. Respondents living in older Member States (EU15: 30%) are much more likely to mention terrorism as a challenge to national security than respondents living in newer Member States (NMS12: 10%)

Poverty is mentioned as an important challenge facing national security by 24% of respondents across Europe. In four countries half or more respondents mention poverty: Bulgaria (60%), Romania (55%), Hungary (51%) and Greece (50%). Poverty is the top challenge mentioned by respondents living in Bulgaria, Latvia, and Portugal. In geographical terms, respondents living in the Eastern and Baltic areas of Europe are more likely to mention poverty than those living in other areas of Europe.

Organised crime is the fourth most mentioned national security challenge (22%). A third or more respondents from Ireland (45%), the Czech Republic (39%) and Austria (39%) view organised crime as an important security challenge. Respondents in France (7%) and Estonia (9%) are the least likely to consider organised crime as an important challenge to their country's security. Organised crime is the top challenge identified by respondents living in the Czech Republic.

Corruption is the fifth most important challenge to national security for EU citizens, mentioned by 18% of respondents. It is mentioned by a third or more in Romania (56%), Slovenia (47%), Lithuania (42%), Greece (39%), the Czech Republic (38%) and Spain (37%). Respondents living in the Nordic countries are least concerned about corruption as a threat to security (Denmark and Finland 2%, Sweden 3%). Corruption is the first threat mentioned by respondents in Romania, Slovenia and Lithuania. Respondents in newer Member States are more likely to view corruption as a challenge to national security than those in the older Member States (NMS12: 29%, EU15: 15%)

Petty crime is considered a challenge to national security by 13% of Europeans. However this issue is mentioned more frequently by respondents living in Luxembourg (37%), Belgium, France and the Netherlands (all 31%). Respondents living in Romania (4%), Sweden (5%), Denmark and Slovenia (both 6%) are least likely to consider petty crime a threat to national security. Petty crime is the most important security challenge mentioned by respondents living in Luxembourg, France and the Netherlands.

Irregular immigration is viewed as a threat by 13% of EU citizens, but is most likely to be mentioned by respondents in the eastern Mediterranean, living in Cyprus (55%), Malta (38%) and Greece (28%). From a geographical perspective, of the 10 countries who rate this issue most highly, 8 have maritime borders. Respondents living in Bulgaria, Poland (both 1%), Romania, Slovenia and Estonia (2%) are least likely to mention irregular immigration.

Natural and man-made disasters are seen as a threat to national security by 11% of Europeans. Respondents in Slovakia, however, are much more likely to mention this item - 46% think that natural disasters are one of the most important threats to their national security. This is considerably higher than the EU average, and also much higher than in the Czech Republic (22%) and Hungary and Austria (both 20%) which had the next highest response rate for this threat. In fact, threats from natural disasters are the most commonly mentioned challenge to national security by respondents in Slovakia. Respondents living in the UK and Latvia are least likely to identify natural disasters as a threat to national security (both 3%).

One in ten (11%) Europeans say that **environmental issues and climate change** are important threats to their national security. Respondents in Austria and Sweden (both 21%), German and the Netherlands (both 20%) are much more likely to mention this challenge than respondents living in other Member States.

Cybercrime is mentioned by 10% of Europeans overall as a challenge to national security, but it is of much greater concern to respondents living in Germany (27%), the Netherlands (22%), Austria and the Czech Republic (both 16%), and the UK (11%). Elsewhere, cybercrime is mentioned by less than one in ten respondents, and in Bulgaria it is not mentioned as an important national threat.

Less than one in ten (8%) Europeans mention **nuclear disasters** as an important challenge to national security. Respondents in Germany (19%), Finland (15%), and Austria (14%) rank this threat higher than average, while respondents in Malta, Cyprus and Latvia are least likely to see nuclear disasters as a threat to national security (all 1%).

The **security of EU borders** is mentioned as a challenge by 6% of respondents across the EU, but is more frequently mentioned by respondents in Austria (19%), Estonia (12%) and Greece (10%). By comparison, 1% of respondents living in Sweden, Slovenia, Poland and Bulgaria considered EU border security as a challenge to their national security.

Religious extremism is mentioned by 6% of Europeans as a threat to their national security. Responses from most countries cluster around the EU average of 6%, with the exception of respondents in the Netherlands (15%), Denmark and Belgium (11%), and – on the lower end of the scale - Latvia and Lithuania (0%).

Wars and civil wars are seen as a threat by 4% of Europeans. Respondents in Italy are most likely to mention this item (9%), while respondents in Bulgaria, Cyprus, Luxembourg, Hungary and Slovenia (all 1%) are the least likely to view wars as an important threat to national security.

Socio-demographics

Analysis of the five most mentioned challenges to national security as indicated by all respondents reveals a relative uniformity of opinion across age and demographic groupings. There are no noteworthy differences between the opinions of men and women, and only a few differences across age groups. Respondents aged 55+ (33%) are more likely to mention organised crime than those aged 15-24 (30%), and they are less likely to mention economic and financial crises as a threat than those aged 25-54 (36%).

Other variations are:

- ◆ Retired respondents (28%) are less likely than other occupational groups to mention economic and financial crises
- ◆ Managers (30%) are the most likely to mention terrorism as a threat, while poverty is most likely to be mentioned by housepersons and the unemployed (30%)
- ◆ The unemployed (16%) are least likely to mention organised crime as a threat to national security
- ◆ The more people in the household, the more likely the respondent is to mention economic and financial crises as an important challenge for national security
- ◆ The more trouble a respondent has in paying the bills, the more likely they are to mention economic and financial crises as an important challenge to national security
- ◆ Respondents living in rural villages are less likely to mention organised crime than those living in towns

QC1 What do you think are the most important challenges to the security of (NATIONALITY) citizens at the moment?


	Economic and financial crises	Terrorism	Poverty	Organised Crime	Corruption
EU27	33%	25%	24%	22%	18%

 Sex


Male	33%	26%	23%	23%	19%
Female	34%	25%	25%	21%	17%

 Age


15-24	33%	23%	24%	18%	16%
25-39	36%	26%	26%	21%	20%
40-54	36%	27%	23%	22%	19%
55 +	30%	25%	24%	24%	17%

 Subjective urbanisation

Rural village	35%	25%	25%	18%	19%
Small/ Midsize town	30%	26%	22%	23%	15%
Large town	36%	26%	26%	25%	21%

 Household composition

1	29%	23%	24%	22%	16%
2	32%	26%	24%	24%	18%
3	34%	26%	25%	21%	19%
4+	37%	26%	24%	20%	19%

 Respondent occupation scale

Self-employed	38%	23%	23%	23%	23%
Managers	34%	30%	19%	24%	15%
Other white collars	35%	26%	20%	24%	18%
Manual workers	34%	28%	25%	21%	17%
House persons	37%	28%	30%	20%	21%
Unemployed	37%	24%	30%	16%	20%
Retired	28%	23%	24%	24%	17%
Students	34%	22%	22%	19%	19%

 Difficulties paying bills

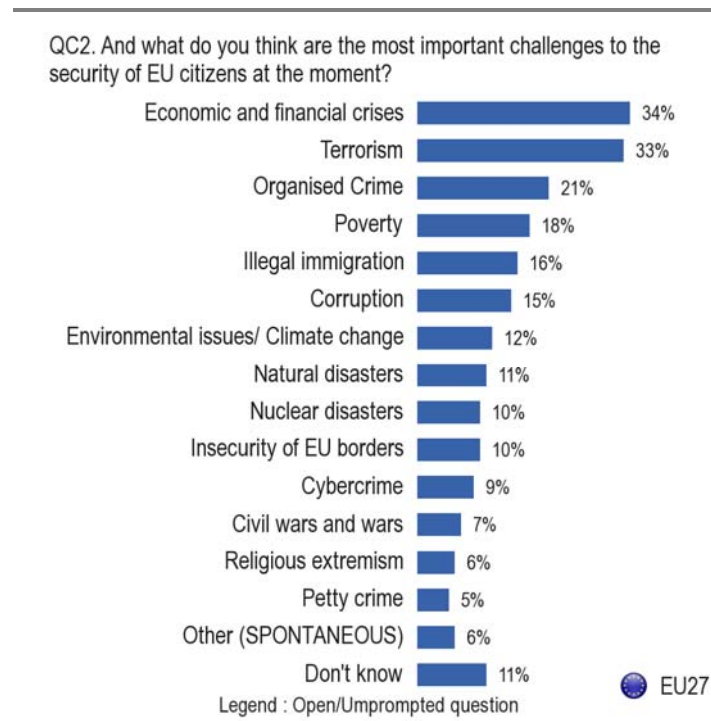
Most of the time	35%	20%	34%	17%	20%
From time to time	39%	23%	28%	21%	22%
Almost never	30%	27%	21%	23%	17%

Legend : Open/Unprompted question

1.2 European views on challenges to EU security

- Economic and financial crises also seen as the main challenge to EU security -

Respondents were next asked to consider what they felt were the most important current challenges to the security of the European Union as a whole. Once again this was an open question, and respondents were able to identify up to three challenges. Economic and financial crises and terrorism are the top two challenges, as in the case of national security. Organised crime and poverty also appear in the top five, although the order is reversed. Irregular immigration ranks fifth at a European level, whereas corruption ranks fifth at a national level.



The main challenges to European security, identified by at least one in five Europeans, are economic and financial crises, terrorism, and organised crime. Between 10% and 18% of Europeans cited poverty, irregular immigration, corruption, environmental issues/climate change, natural and nuclear disasters and the security of EU borders. Fewer than 10% of Europeans mentioned cybercrime, wars and civil wars, religious extremism, and petty crime as the most important security challenges facing the EU.

Respondents in 15 Member States mentioned economic and financial crises as the main challenge while respondents in 13 Member States mentioned terrorism (in Belgium, Bulgaria and Finland these two items were joint top), respondents in Austria mentioned organised crime and respondents in Malta mentioned irregular migration as the most important challenge to EU security.

Economic and financial crises are the most mentioned challenges to EU security, cited by 34% of Europeans. Respondents living in Greece (59%) are most likely to identify economic and financial crises as a threat to the security of EU citizens, and this is also the top challenge mentioned by respondents in this country. In all, respondents in 15 of the 27 Member States mention financial crises as the most important challenge to EU citizens' security. As in Greece, at least half of respondents in Cyprus (58%), Spain (56%), Ireland (53%) and Hungary (50%) mention economic crises as the most important challenge. Respondents in France and Latvia (both 17%) are least likely to cite financial crises. Overall, respondents living in the euro zone are more likely to say that economic and financial crises are a threat to EU citizens' security (37% vs. non-euro zone: 28%).

One point differentiates economic and financial crises (34%) and **terrorism** (33%), which is the second most mentioned challenge. Respondents in Denmark are most likely to mention terrorism as an important challenge to the security of EU citizens (53%), followed by respondents in Bulgaria and the United Kingdom (both 41%). Although terrorism ranked as the second most mentioned challenge at both national and EU levels, there is some difference in the overall level of responses. One quarter (25%) of Europeans mentioned terrorism as a challenge to national security, while one-third (33%) identified it as a challenge to EU security. Terrorism is the most mentioned challenge among respondents in 13 other Member States.

Although it is mentioned often enough across the EU to be the third ranked challenge at 21%, **organised crime** is most likely to be identified as a challenge by respondents in Austria (44%) and Ireland (42%). Organised crime was the top challenge to EU security for respondents in Austria (44%). Organised crime is least likely to be seen as a security threat to the EU by respondents in France (7%), Estonia (8%) and Poland (11%).

QC2 And what do you think are the most important challenges to the security of EU citizens at the moment?

		Economic and financial crises	Terrorism	Organised Crime	Poverty	Illegal immigration	Corruption	Environmental issues/ Climate change	Natural disasters	Insecurity of EU borders	Nuclear disasters	Cybercrime	Civil wars and wars	Religious extremism	Petty crime	Other (SPONTANEOUS)	Don't know
	EU27	34%	33%	21%	18%	16%	15%	12%	11%	10%	10%	9%	7%	6%	5%	6%	11%
	BE	31%	31%	19%	22%	24%	11%	18%	15%	12%	10%	11%	6%	12%	12%	9%	3%
	BG	41%	41%	15%	14%	11%	8%	11%	19%	2%	7%	1%	10%	4%	4%	8%	11%
	CZ	33%	40%	33%	11%	12%	20%	9%	22%	9%	14%	14%	7%	8%	3%	1%	5%
	DK	36%	53%	18%	6%	12%	4%	17%	7%	10%	4%	3%	7%	11%	3%	15%	5%
	DE	34%	39%	34%	16%	13%	15%	18%	12%	13%	19%	20%	7%	7%	4%	3%	5%
	EE	21%	32%	8%	11%	10%	5%	5%	10%	6%	4%	8%	6%	6%	3%	9%	19%
	IE	53%	28%	42%	22%	12%	18%	15%	10%	10%	6%	8%	5%	3%	7%	2%	5%
	EL	59%	17%	16%	37%	24%	29%	16%	14%	18%	11%	7%	6%	1%	4%	2%	1%
	ES	56%	39%	14%	26%	19%	35%	10%	9%	10%	8%	4%	5%	4%	5%	1%	4%
	FR	17%	23%	7%	15%	15%	5%	8%	6%	8%	7%	4%	5%	7%	11%	18%	27%
	IT	41%	33%	23%	18%	25%	17%	15%	14%	12%	15%	10%	11%	6%	3%	1%	2%
	CY	58%	16%	35%	20%	32%	16%	13%	8%	15%	7%	9%	3%	2%	8%	12%	2%
	LV	17%	28%	13%	13%	18%	11%	7%	15%	7%	3%	5%	5%	3%	5%	2%	22%
	LT	29%	27%	20%	18%	11%	20%	12%	17%	5%	11%	7%	6%	2%	7%	5%	16%
	LU	22%	18%	19%	11%	17%	6%	11%	8%	7%	10%	6%	3%	3%	17%	16%	12%
	HU	50%	23%	22%	30%	12%	15%	22%	22%	10%	7%	5%	2%	3%	4%	3%	5%
	MT	28%	27%	16%	12%	29%	11%	14%	10%	7%	7%	7%	12%	2%	2%	5%	16%
	NL	30%	33%	25%	12%	12%	11%	17%	9%	13%	7%	14%	4%	15%	11%	18%	5%
	AT	35%	18%	44%	18%	24%	10%	22%	18%	26%	20%	16%	7%	9%	4%	2%	4%
	PL	21%	18%	11%	12%	3%	9%	5%	13%	1%	3%	2%	6%	1%	2%	3%	34%
	PT	36%	23%	28%	31%	9%	21%	8%	9%	11%	6%	4%	4%	3%	3%	1%	13%
	RO	35%	38%	23%	30%	8%	30%	14%	17%	6%	12%	6%	11%	3%	2%	1%	7%
	SI	43%	24%	32%	22%	10%	29%	18%	16%	3%	8%	5%	3%	2%	3%	5%	5%
	SK	41%	38%	27%	21%	8%	16%	16%	36%	5%	11%	7%	6%	4%	5%	3%	2%
	FI	33%	33%	24%	12%	17%	2%	16%	12%	11%	13%	6%	6%	5%	3%	20%	6%
	SE	31%	38%	20%	6%	2%	5%	20%	9%	3%	8%	4%	7%	6%	2%	20%	11%
	UK	24%	41%	20%	14%	22%	11%	6%	3%	12%	2%	9%	5%	10%	4%	5%	17%

Legend : Open/Unprompted question

Highest percentage per country

Lowest percentage per country

Highest percentage per item

Lowest percentage per item

One in five Europeans (18%) mentions **poverty** as an important challenge to EU security. Respondents in Greece (37%), Portugal (31%), Romania and Hungary (both 30%) are most likely to identify poverty as an important challenge to EU security, while respondents in Sweden and Denmark are least likely to do so (both 6%). Poverty is more likely to be seen as a challenge to national security (24%) than to EU security (18%).

Irregular immigration is mentioned as a challenge by 16% of Europeans. Respondents in Cyprus are most likely to cite irregular immigration (32%), and this issue is also mentioned by at least one in five respondents in Malta (29%), Italy (25%), Austria (24%), Greece (24%), Belgium (24%) and the United Kingdom (22%). Respondents living in Sweden (2%) and Poland (3%) are least likely to see irregular immigration as a security challenge for EU citizens.

Corruption is mentioned by 15% of Europeans as a challenge to EU security. Respondents in Spain are most likely to mention corruption (35%), followed by respondents in Romania (30%) and Slovenia and Greece (both 29%). In contrast, corruption is least likely to be seen as a threat by Nordic respondents (Finland: 2%, Denmark: 4%, Sweden: 5%).

Environmental issues and climate change are mentioned by 12% of respondents, and **natural disasters** by 11%. Respondents in Sweden (20%), and Hungary and Austria (both 22%) are the most likely to identify **environmental issues and climate change**. By contrast this issue is viewed as a security challenge by 5% of respondents in Poland and Estonia. Respondents in Slovakia (36%), Hungary and the Czech Republic (22%) are most likely to say that **natural disasters** are a challenge to EU security.

The **security of EU borders** is identified by 10% of Europeans as a challenge to EU security. It is most likely to be mentioned by respondents from Austria (26%) - at least 8 points higher than in Greece (18%) and Cyprus (15%). By contrast, a tiny minority (1%) of respondents in Poland view EU border security as an important challenge.

Nuclear disasters are mentioned by 10% of European respondents overall, but by 20% of respondents in Austria. **Cybercrime** is most mentioned by respondents in Germany (20%) - higher than the overall EU result of 9%. **Wars and civil wars** are mentioned by 7% of Europeans, but are more likely to be cited by respondents in Malta (12%) and Italy and Romania (both 11%).

Religious extremism is more likely to be mentioned by respondents in the Netherlands (15%) than in other Member States. Across the EU 6% of respondents say that religious extremism is a threat to EU security. **Petty crime** is mentioned by 5% of Europeans, led by respondents in Luxembourg (17%). Petty crime is also more likely to be identified as a challenge to national security (13%) than as a challenge to EU security (5%).

Socio-demographics

As in the case of national level threats to security, there are few variations in opinion across demographic groups when it comes to important challenges to security at a European level, and no noteworthy differences between men and women:

- ◆ Economic and financial crises are more likely to be mentioned by respondents aged 25-54 than by those aged 55+
- ◆ As the size of household increases, the proportion mentioning economic and financial crises also increases (single person household: 30%, 4+ person household: 36%)
- ◆ Managers and the self-employed are more likely to cite economic and financial crises than other occupational groups
- ◆ Those who consider internal EU security to be linked to external events are more likely to identify terrorism as an important challenge than respondents who do not think that these two things are linked (linked: 35% vs not linked: 28%)

QC2 And what do you think are the most important challenges to the security of EU citizens at the moment?

	Economic and financial crises	Terrorism	Organised Crime	Poverty	Illegal immigration
EU27	34%	33%	21%	18%	16%
Age					
15-24	33%	31%	19%	19%	15%
25-39	35%	34%	22%	18%	15%
40-54	37%	33%	21%	19%	16%
55 +	30%	32%	22%	17%	17%
Household composition					
1	30%	30%	20%	15%	14%
2	33%	33%	22%	18%	17%
3	36%	34%	21%	18%	15%
4+	36%	33%	21%	19%	15%
Respondent occupation scale					
Self-employed	39%	31%	22%	18%	18%
Managers	39%	35%	24%	18%	15%
Other white collars	35%	32%	22%	17%	14%
Manual workers	34%	35%	20%	18%	16%
House persons	36%	33%	19%	22%	18%
Unemployed	32%	31%	18%	21%	13%
Retired	29%	31%	22%	17%	15%
Students	34%	31%	20%	18%	14%
Internal EU security/ External events					
Linked	35%	35%	22%	18%	16%
Not linked	32%	28%	20%	18%	17%

Legend : Open/Unprompted question

1.3 Perceptions of the five challenges

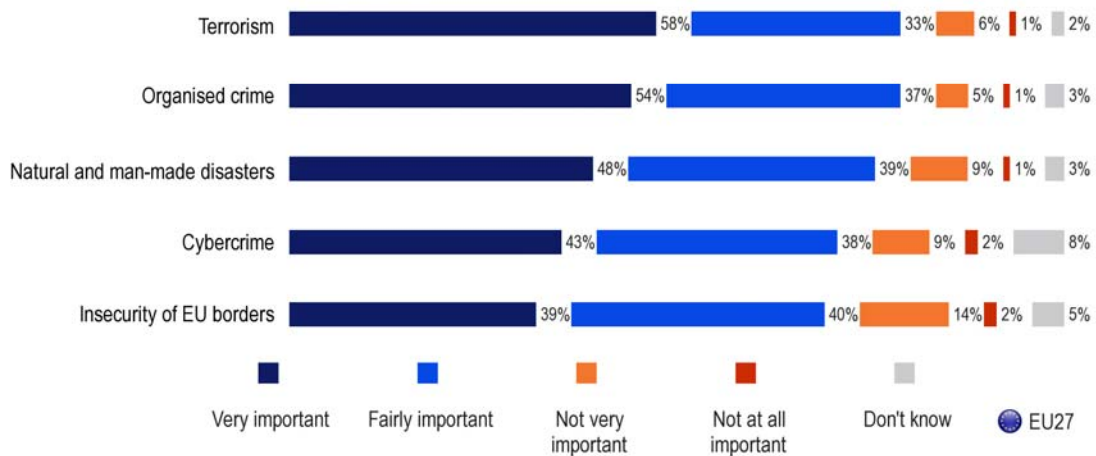
- At least eight out of ten Europeans consider each of the five challenges to be important -

The Internal Security Strategy in Action⁵ sets out five challenges to the internal security of the EU:

- Terrorism
- Organised crime
- Natural and man-made disasters
- Cybercrime
- Security of EU borders

To gain a deeper understanding of Europeans' views of these challenges, respondents were asked to rate the importance of each challenge to the security of the European Union. Unlike the previous open questions, in this case respondents were specifically asked to consider each of the five challenges in turn, and to rate their importance.

QC3. In your opinion, how important or not important are currently the following challenges to the internal security of the EU?



⁵http://ec.europa.eu/commission_2010-2014/malmstrom/archive/internal_security_strategy_in_action_en.pdf

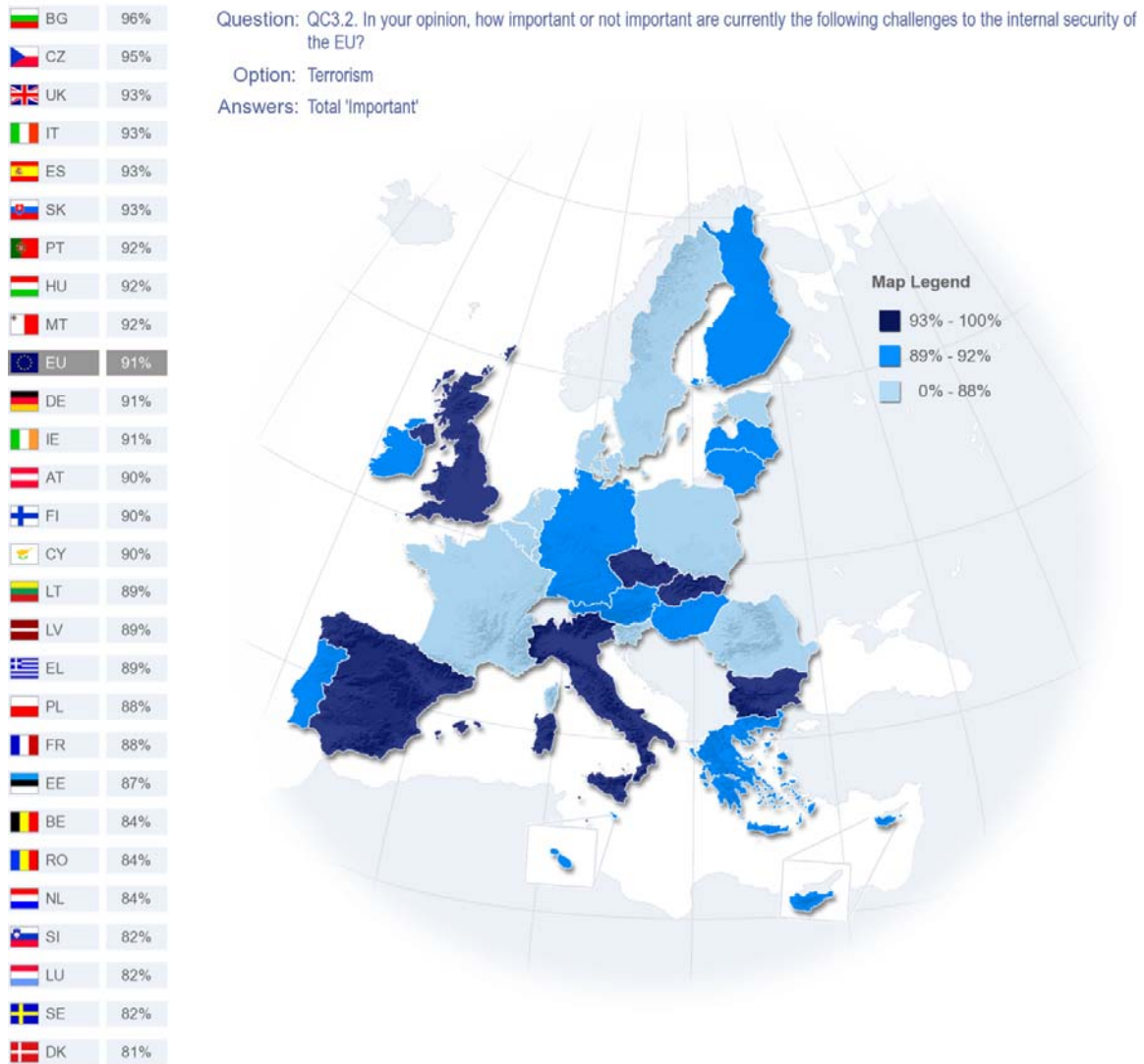
Nine out of ten Europeans say that terrorism (91%) and organised crime (91%) are important challenges to EU internal security, more than half of whom consider them to be 'very important' (terrorism: 58% and organised crime: 54%). Natural and man-made disasters are considered important by 87%, cybercrime by 81% and EU border security by 79%.

Comparing these rankings to the result of the first two open questions we can see a broadly similar pattern in the relative importance placed on terrorism and organised crime, with these challenges appearing in the top five for both national and EU security. The threat of natural and man-made disasters is divided across several categories in the previous questions (financial, natural and nuclear), with financial crises ranked number one, natural disasters 8th, and nuclear disasters 11th or 10th (out of a possible 14). Cybercrime is ranked above border security at a national level, but below it at a European level.

<i>QC3 (...) challenges to the internal security of the EU? (5 challenges)</i>		<i>QC1 (...) challenges to the security of (NATIONALITY) citizens at the moment?</i>		<i>QC2 (...) challenges to the security of EU citizens at the moment?</i>	
Terrorism/ Organised crime	1 st	Terrorism	2 nd	Terrorism	2 nd
		Organised crime	4 th	Organised crime	3 rd
Natural and man-made disasters	3 rd	Cybercrime	10 th	Border security	9 th
Cybercrime	4 th	Border security	12 th	Cybercrime	11 th
Border security	5 th	Natural and man-made disasters (financial crises 1 st , natural disasters 8 th , nuclear disasters 11 th)		Natural and man-made disasters (financial crises 1 st , natural disasters 8 th , nuclear disasters 10 th)	

1.3.1 Terrorism

The vast majority of respondents living in the EU identify terrorism as an important challenge to EU security - 91% consider it important or very important. There is little variation between the responses in individual Member States - 15 points separate respondents in Denmark (81%) from those in Bulgaria (96%). In some countries a modest proportion of respondents think that terrorism is not important: Denmark: 18%, Sweden: 17%, Luxembourg: 17%, Slovenia: 16%, Belgium: 16% and the Netherlands: 15%.































The biggest difference in national responses is one of degree - in the proportions of respondents who say an issue is 'very important' or just 'important'. For instance, 80% of respondents in Bulgaria think that terrorism is a very important challenge to EU security, and 16% say it is fairly important. By comparison, 41% of respondents in Slovenia think it is a very important challenge, while 41% think it fairly important. Respondents in Bulgaria (80%), the UK (73%) and the Czech Republic (70%) are most likely to rate terrorism as a very important threat.

In most Member States (16) at least 50% of respondents consider terrorism as a very important challenge, but there is no particular geographical pattern to these countries.

1.3.2 Organised crime

Nine out of ten Europeans consider organised crime as an important threat to EU security - 54% think it is very important, 37% think it is fairly important, and just 6% think it is not important. Once again there is a narrow margin in the spread of results across Member States: from the 98% in the Czech Republic who say that organised crime is a threat, to the 84% in Romania who agree.

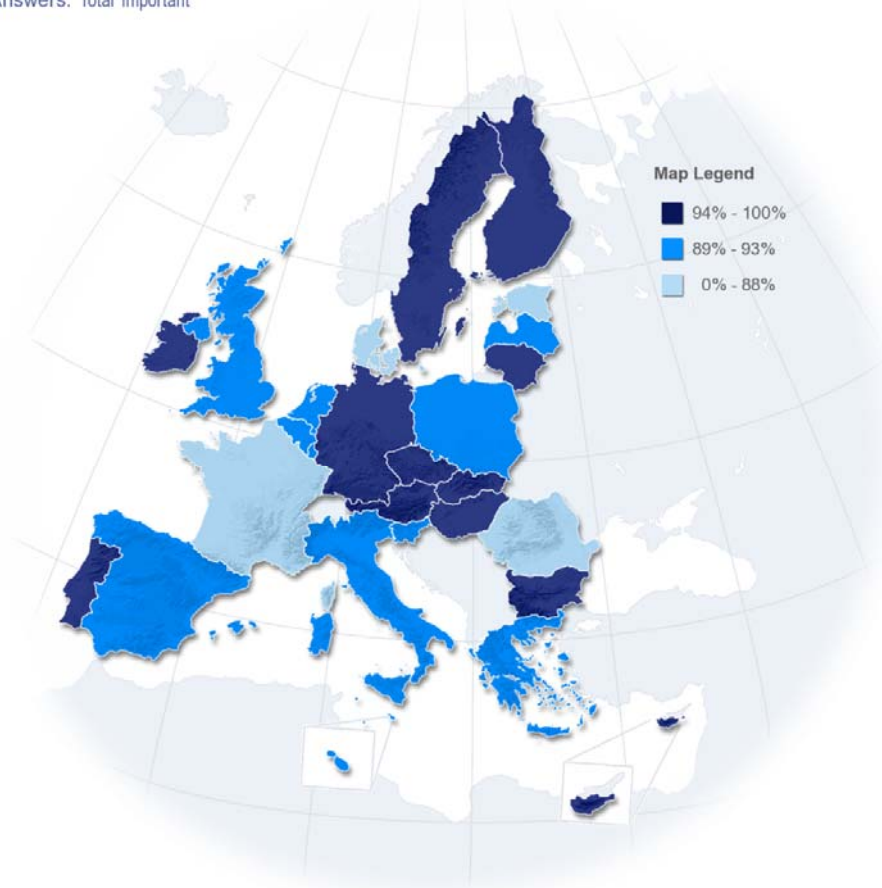
The main difference between countries is again in the degree to which people perceive this importance. Respondents in Bulgaria (72%), Cyprus (71%) and the Czech Republic (69%) are most likely to consider organised crime a very important threat. This contrasts with the 38% of respondents in Romania, and 40% of respondents in Denmark and Estonia, who rate organised crime as a very important challenge.

	CZ	98%
	CY	96%
	SK	96%
	PT	95%
	AT	95%
	BG	95%
	IE	94%
	DE	94%
	SE	94%
	FI	94%
	LT	94%
	HU	94%
	SI	93%
	EL	93%
	IT	93%
	LV	92%
	UK	92%
	MT	92%
	BE	91%
	PL	91%
	EU	91%
	NL	91%
	ES	90%
	LU	89%
	DK	88%
	EE	87%
	FR	85%
	RO	84%

Question: QC3.1. In your opinion, how important or not important are currently the following challenges to the internal security of the EU?

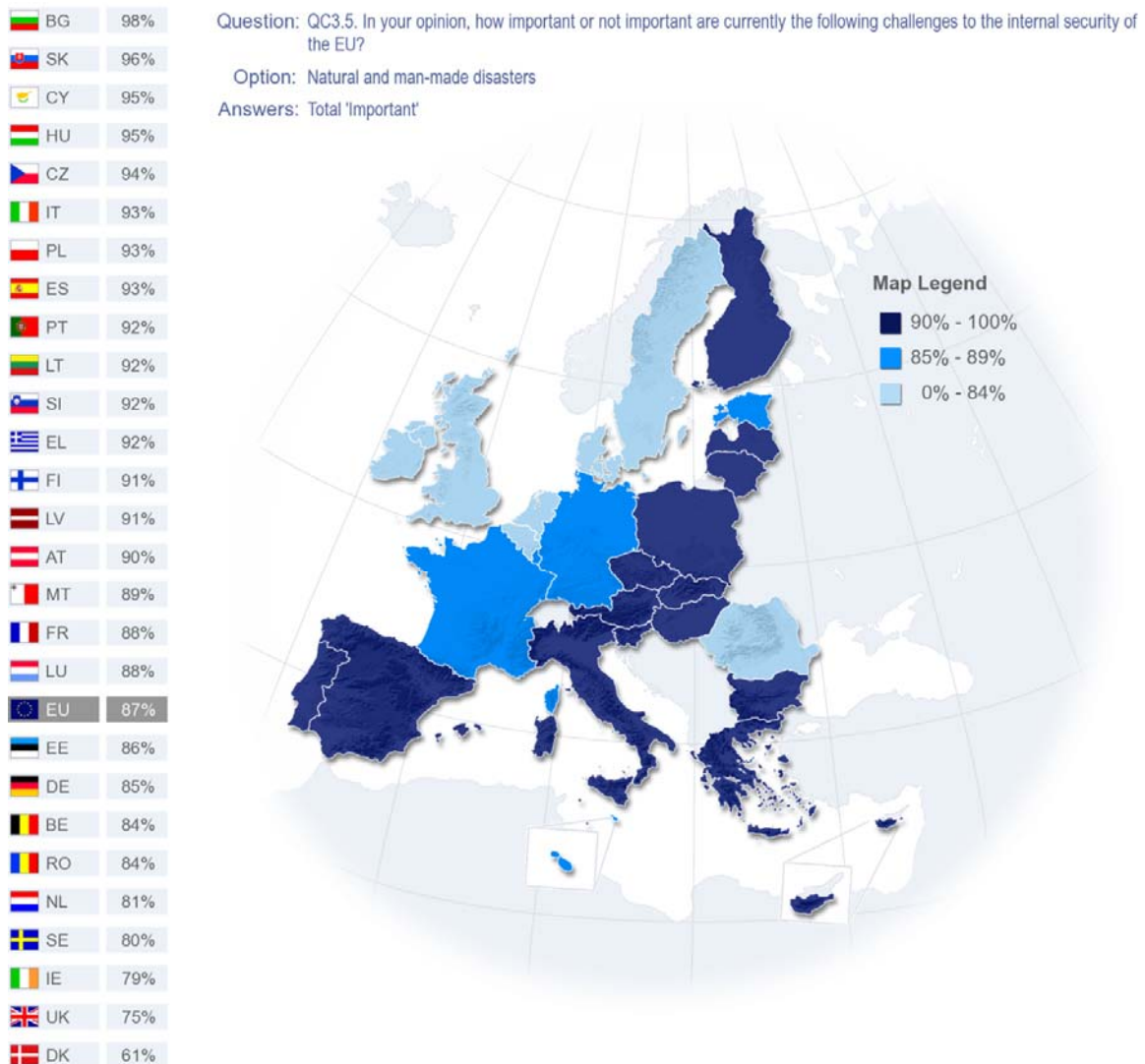
Option: Organised crime

Answers: Total 'Important'



1.3.3 Natural and man-made disasters

87% of Europeans consider natural and man-made disasters as a challenge to EU internal security: 48% rate them as a very important challenge, while 39% consider them a fairly important challenge. One out of ten respondents (10%) say disasters are not an important challenge to EU security. Most of the Member States where 90% or more respondents rate disasters as an important challenge are in the eastern and southern Europe and in the Baltic.



Agreement that disasters are an important threat to EU internal security is almost universal among respondents in Bulgaria (98%), and in a further 15 Member States at least 90% of respondents agree that these are important threats. However, for this issue the range of responses across Member States is greater - stretching from Bulgaria at one end of the scale to Denmark, where 61% of respondents consider natural and man-made disasters to be important challenges to EU security. This is 26 points lower than the EU average, and 37 points lower than in Bulgaria, at the top of the scale.

Respondents in Denmark are the most likely to say that disasters are not a threat to EU internal security (38%), followed by respondents from Sweden (19%), the UK and the Netherlands (both 18%).

Once again there are differences in degree within the 'important' category. 77% of respondents in Bulgaria and 71% of respondents in Cyprus consider disasters as very important challenges to EU internal security. By contrast 23% of respondents in Denmark, 37% of respondents in the Netherlands and 39% of respondents in the UK agree.

1.3.4 Cybercrime

Eight out of ten (81%) Europeans consider cybercrime to be an important challenge to EU security, 43% saying that it is a very important challenge, and 38% describing it as important. One in ten (11%) say cybercrime is not an important challenge. Respondents in Cyprus are the most likely to say that cybercrime is an important security issue (94%), while respondents in Romania are the least likely - but even so 73% consider cybercrime to be an important challenge. One in five respondents in Denmark (22%) and Slovenia (20%) think that cybercrime is not an important threat to EU internal security.

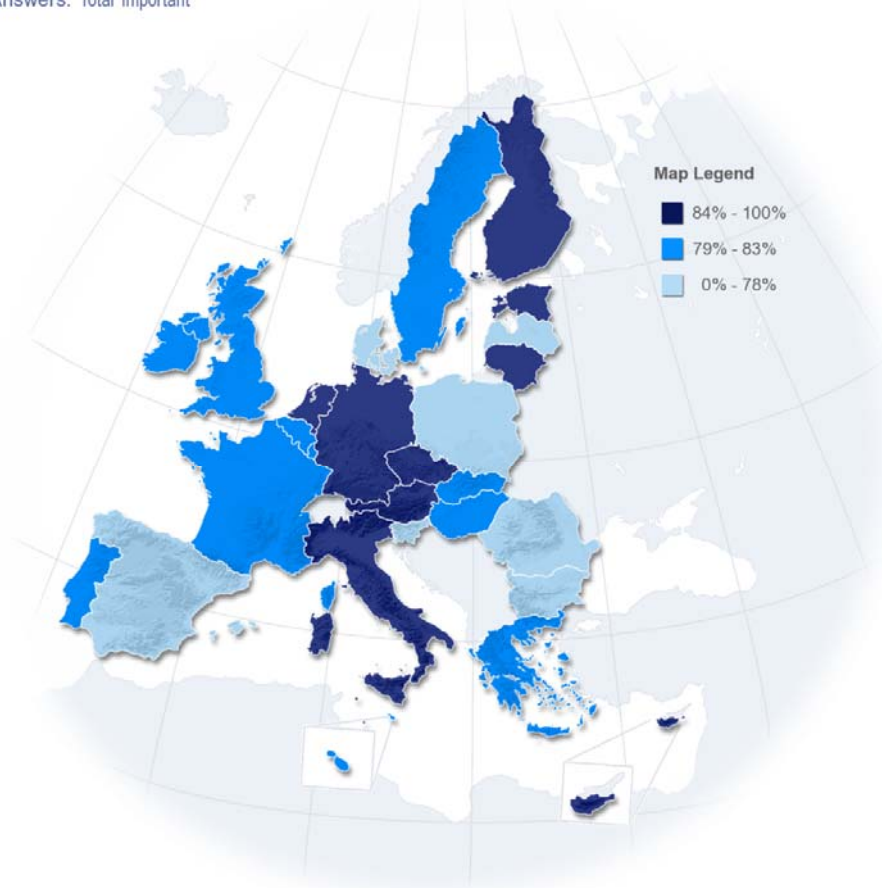
Once again the main divergence across countries is in the degree of importance placed on cybercrime as a threat to EU security. Just under one-third of respondents in Romania, Portugal and Denmark (all 30%) consider cybercrime to be a very important threat, compared to 74% of respondents in Cyprus.

	CY	94%
	FI	90%
	CZ	89%
	NL	87%
	EE	87%
	DE	87%
	AT	85%
	LT	85%
	IT	84%
	HU	83%
	BE	83%
	UK	83%
	IE	83%
	MT	82%
	LU	82%
	EL	81%
	PT	81%
	EU	81%
	SE	80%
	SK	80%
	FR	79%
	BG	78%
	LV	76%
	PL	75%
	SI	75%
	ES	74%
	DK	74%
	RO	73%

Question: QC3.3. In your opinion, how important or not important are currently the following challenges to the internal security of the EU?

Option: Cybercrime

Answers: Total 'Important'



1.3.5 Security of EU borders

EU border security is the least likely of these five areas to be considered important, but more than three-quarters (79%) of respondents nevertheless say that it is an important challenge. Respondents in Cyprus (93%), Portugal (91%) and Austria (91%) are considerably more likely than the EU average to say border security is an important challenge, while respondents in Denmark (59%), Slovenia (61%) and Sweden (63%) are the least likely to think this. There is also a wide diversity of opinion, with 34 points separating respondents in countries at either end of the spectrum, Cyprus (93%) and Denmark (59%).

Once again, the largest diversity in responses across countries is in the proportion of respondents who think that border security is a 'very important' or an 'important' problem. Three-quarters (73%) of respondents in Cyprus think that border security is a very important challenge to EU security - much higher than the next highest response levels from respondents in Greece (58%) and the United Kingdom (57%). This is in stark contrast to the 19% of respondents in Denmark who consider EU border security to be a very important challenge.

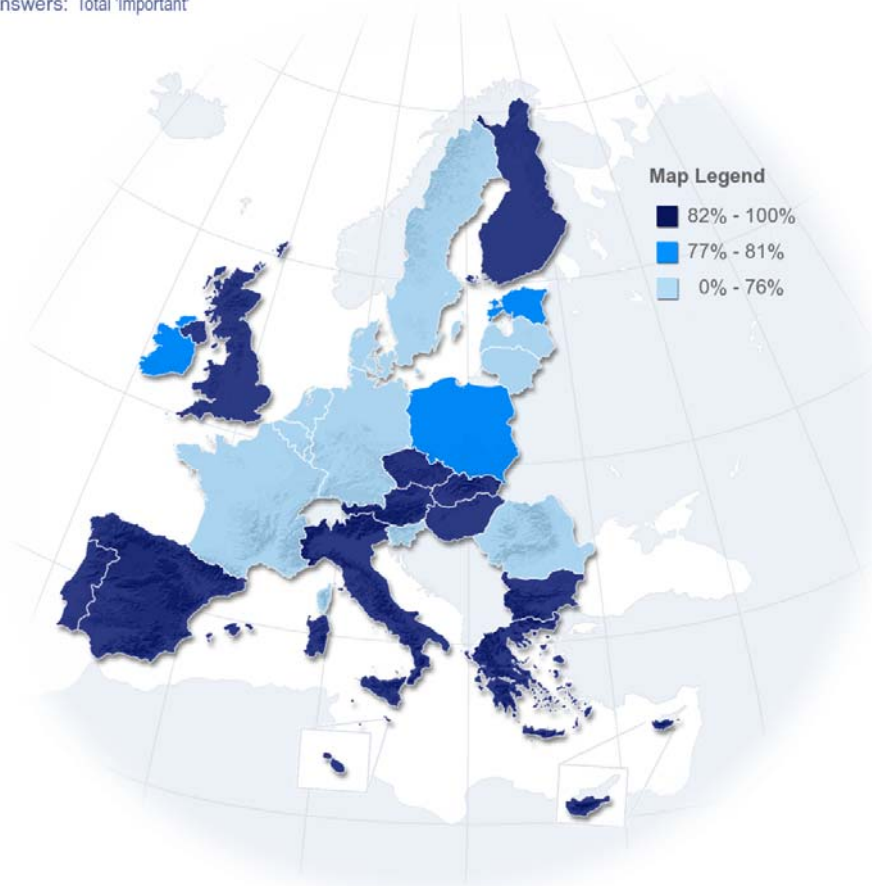
The map below illustrates that for the most part, countries that consider border security a major challenge are on the edges of the EU, and/or have maritime borders - particularly in the Mediterranean.

	CY	93%
	PT	91%
	AT	91%
	BG	87%
	IT	86%
	UK	86%
	EL	86%
	FI	86%
	HU	85%
	MT	83%
	SK	83%
	CZ	83%
	ES	83%
	IE	80%
	EU	79%
	EE	77%
	PL	77%
	BE	76%
	RO	75%
	DE	75%
	LU	75%
	LT	74%
	LV	73%
	FR	70%
	NL	68%
	SE	63%
	SI	61%
	DK	59%

Question: QC3.4. In your opinion, how important or not important are currently the following challenges to the internal security of the EU?

Option: Insecurity of EU borders

Answers: Total 'Important'







Socio-demographics

There is a general uniformity of opinion across age, gender, education and occupational groups.

- ◆ Manual workers are the most likely to consider terrorism an important challenge (93%), while managers are the least likely to consider terrorism important (86%) - but this still accounts for the majority of managers.
- ◆ At 76%, respondents aged 55+ are least likely to see cybercrime as an important threat, compared to respondents aged 15-24 (83%), and those aged 25-39 and 40-54 (both 36%).
- ◆ Respondents who finished their education by the age of 15 (74%) are less likely to view cybercrime as a challenge to EU security than those still studying (82%), or those who remained in education for longer (finished 16-19 years: 84%, finished aged 20+: 84%).
- ◆ Respondents who never use the Internet (75%) are less likely to view cybercrime as an important challenge than occasional (86%) or daily (85%) internet users.

QC3 In your opinion, how important or not important are currently the following challenges to the internal security of the EU?

	% of "Total 'important'"				
	Organised crime	Terrorism	Natural and man-made disasters	Cybercrime	Insecurity of EU borders
EU27	91%	91%	87%	81%	79%
 Age					
15-24	89%	90%	88%	83%	76%
25-39	91%	90%	88%	85%	78%
40-54	92%	90%	87%	85%	79%
55 +	91%	91%	87%	76%	80%
 Education (End of)					
15-	92%	91%	88%	74%	82%
16-19	92%	92%	89%	84%	82%
20+	90%	87%	83%	84%	73%
Still studying	89%	89%	87%	82%	75%
 Respondent occupation scale					
Self-employed	92%	88%	88%	82%	79%
Managers	91%	86%	81%	84%	72%
Other white collars	93%	91%	89%	87%	79%
Manual workers	92%	93%	88%	86%	81%
House persons	92%	91%	90%	80%	83%
Unemployed	90%	89%	89%	82%	78%
Retired	91%	90%	85%	74%	80%
Students	89%	89%	87%	82%	75%
 Use of the Internet					
Everyday	91%	89%	85%	85%	76%
Often/ Sometimes	94%	93%	89%	86%	83%
Never	92%	91%	88%	75%	82%
Internal EU security/ External events					
Linked	93%	92%	88%	85%	82%
Not linked	88%	86%	86%	78%	75%

The most striking correlations here relate to opinions. Respondents who believe that EU internal security is linked to external events and developments are more likely to consider each of the five challenges as important. For instance, 92% of those who think internal security is linked to external events think that terrorism is important, compared to 86% of those who see no link. The results are similar for organised crime (linked: 93% vs unlinked: 88%), cybercrime (linked: 85% vs unlinked: 78%), and border security (linked 82% vs unlinked: 75%).

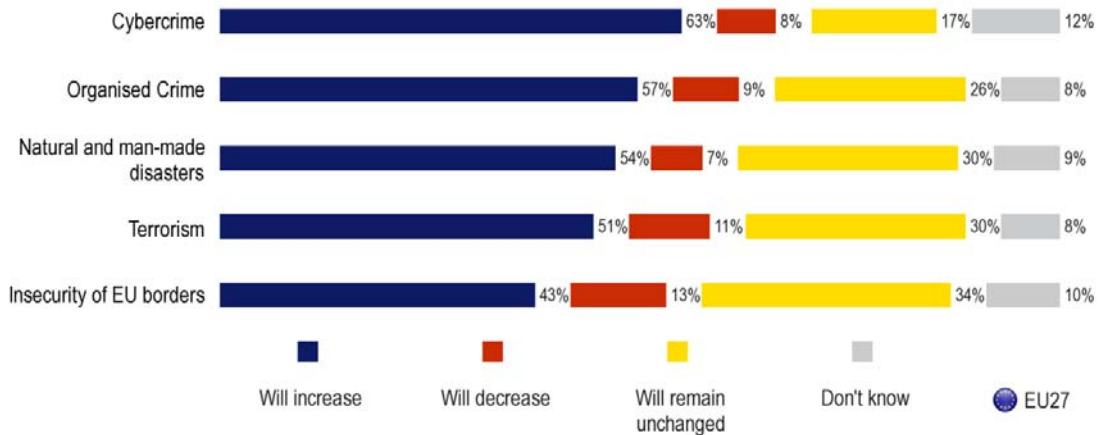
Respondents who believe that one of the five challenges is important are more likely to believe each of the others is also important. For example, those who consider organised crime to be an important challenge are more likely to consider terrorism as a challenge (94% vs 55% of those who do not consider organised crime important). A similar pattern holds for the other four challenges.

1.4 Perceptions of the five challenges in the medium term

- *Cybercrime seen as the challenge most likely to increase in the next three years* -

Respondents were asked to say whether the challenges in each of the five key areas would increase, decrease or remain the same over the next three years. Europeans are most likely to say that cybercrime will increase as a major challenge to EU security (63%). This is followed closely by organised crime (57%), and then disasters (54%) and terrorism (51%). One in four (43%) respondents thinks that EU border security will be an increasing challenge to EU security over the next three years.

QC4. Compared to the current situation, would you say that the following challenges to the internal security of the EU will increase, decrease or remain unchanged over the next three years?

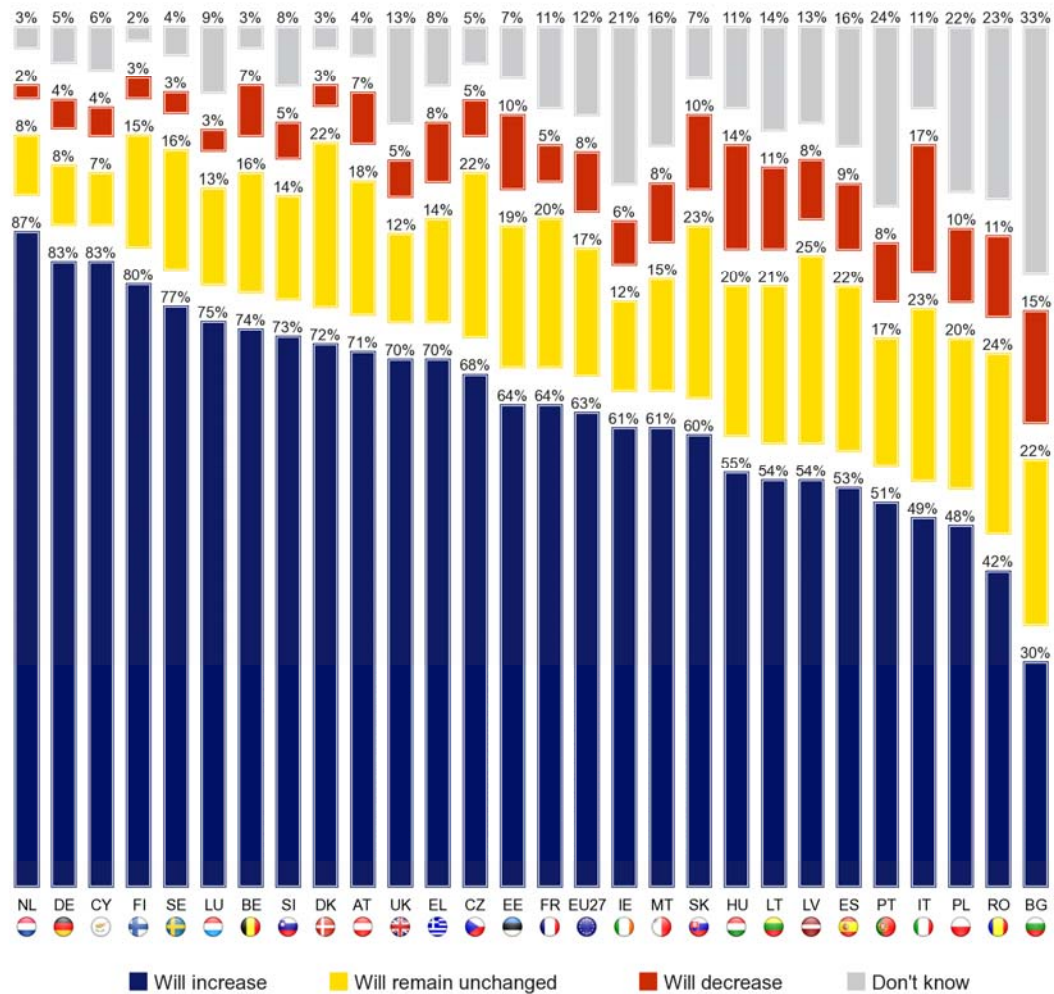


1.4.1 Cybercrime

Cybercrime is the challenge most likely to be mentioned by respondents as liable to increase in the next three years (63%). Fewer than one in ten (8%) think it will decrease, while 17% think the challenges from cybercrime will remain the same.

QC4.3. Compared to the current situation, would you say that the following challenges to the internal security of the EU will increase, decrease or remain unchanged over the next three years?

Cybercrime



There are wide differences in national perceptions of the likelihood that cybercrime will increase. Respondents in the Netherlands (87%), Germany (83%), and Cyprus (83%) are the most likely to believe that the challenges from cybercrime will grow - considerably higher than the EU average of 63%. In contrast, fewer than half of respondents in Bulgaria (30%) and Romania (42%) think that the security challenges from cybercrime will increase in the next three years.

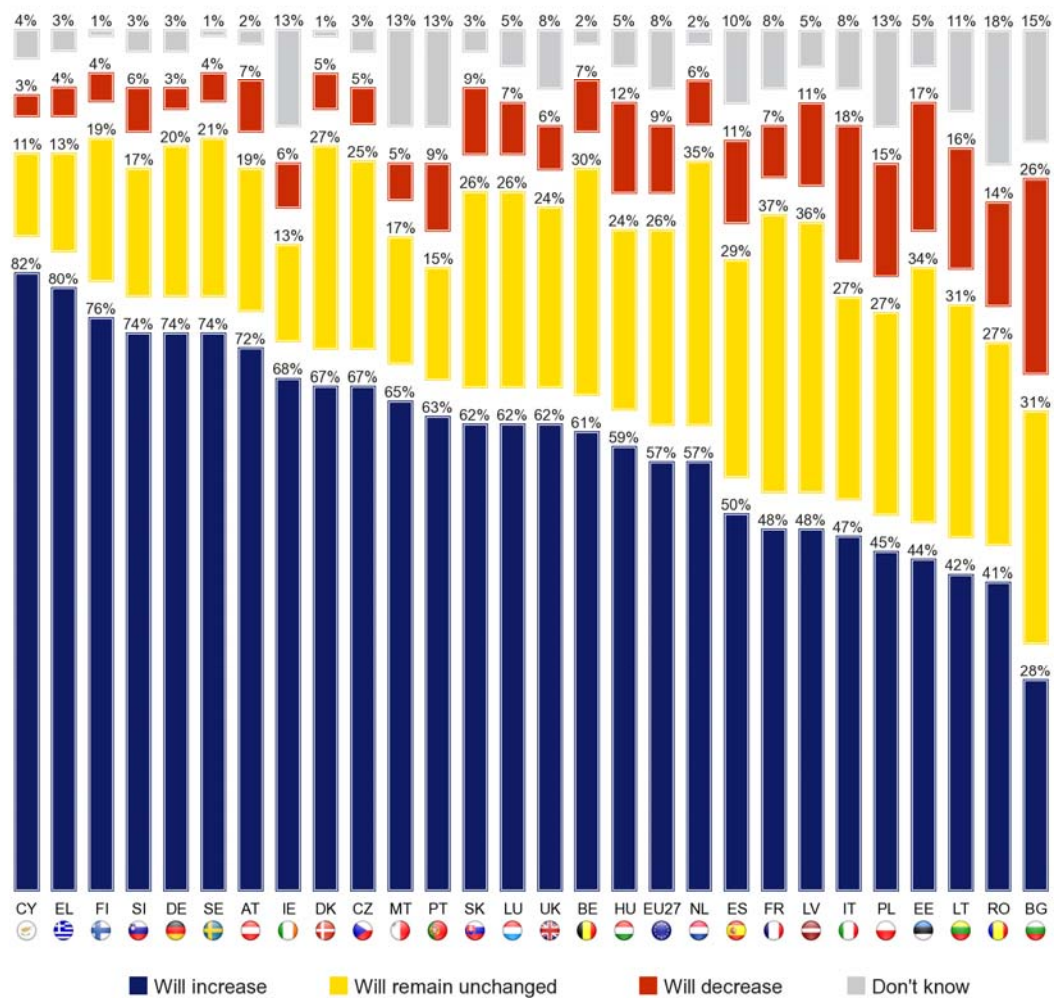
Respondents living in older Member States are much more likely to think that the threats from cybercrime will increase over the next three years than their counterparts living in the newer Member States (EU15: 67% vs NMS12: 50%). Although the difference is not so large, respondents living in the euro zone are also more likely to think that the medium-term challenges to EU security from cybercrime will increase than those living outside the euro zone (euro zone: 66% vs non-euro zone: 58%).

1.4.2 Organised crime

Almost six in ten (57%) Europeans think that organised crime will become an increasing challenge for EU security in the next three years. One quarter (26%) think the challenges of organised crime will remain unchanged, while 9% think they will decrease. A further 8% are unable to give an opinion.

QC4.1. Compared to the current situation, would you say that the following challenges to the internal security of the EU will increase, decrease or remain unchanged over the next three years?

Organised Crime



Respondents living in Cyprus (82%) Greece (80%) and Finland (76%) are the most likely to say that organised crime will increase - considerably higher than the EU average of 57%. In contrast, respondents in Bulgaria (28%), Romania (41%), and Lithuania (42%) are less likely to think that organised crime will be an increasing challenge. Respondents from Bulgaria are in fact the most likely to say that the challenges from organised crime will decrease - at 26%, this result is considerably higher than the EU average of 9%. More than one-third of respondents in France (37%), Latvia (36%), the Netherlands (35%) and Estonia (34%) think that the challenges from organised crime will remain the same.

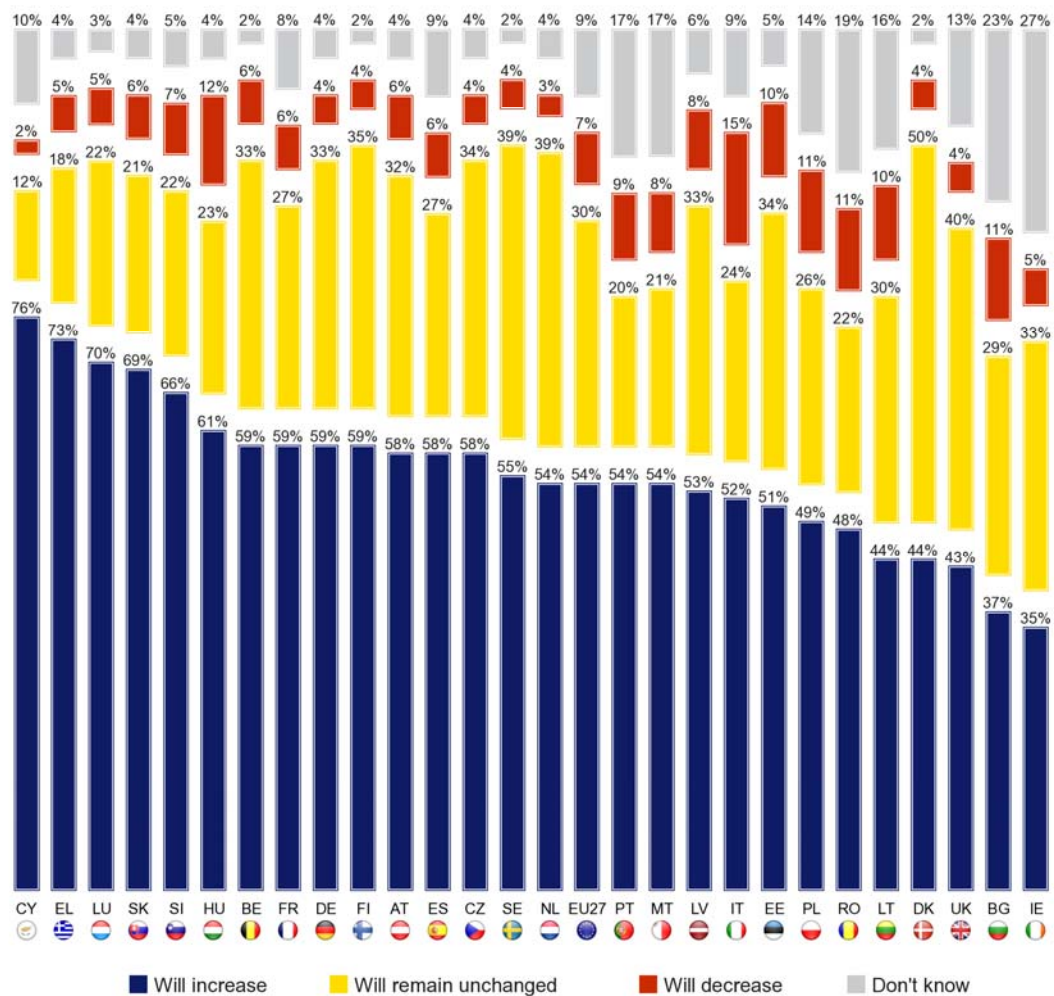
Respondents living in older Member States are more likely to consider that the challenges from organised crime will increase than respondents living in newer Member States (EU15: 60% vs NMS12: 48%).

1.4.3 Natural and man-made disasters

Over half of Europeans (54%) think that the challenges to EU security from natural and man-made disasters will increase over the next three years. Fewer than one in ten (7%) think the challenges will decrease, while 30% think they will remain unchanged. Respondents living in Cyprus (76%), Greece (73%) and Luxembourg (70%) are the most likely to say that challenges from disasters will increase - much higher than the EU average. In contrast, respondents in Ireland (35%), Bulgaria (37%) and the UK (43%) are the least likely to think that security challenges from natural and man-made disasters will increase.

QC4.5. Compared to the current situation, would you say that the following challenges to the internal security of the EU will increase, decrease or remain unchanged over the next three years?

Natural and man-made disasters



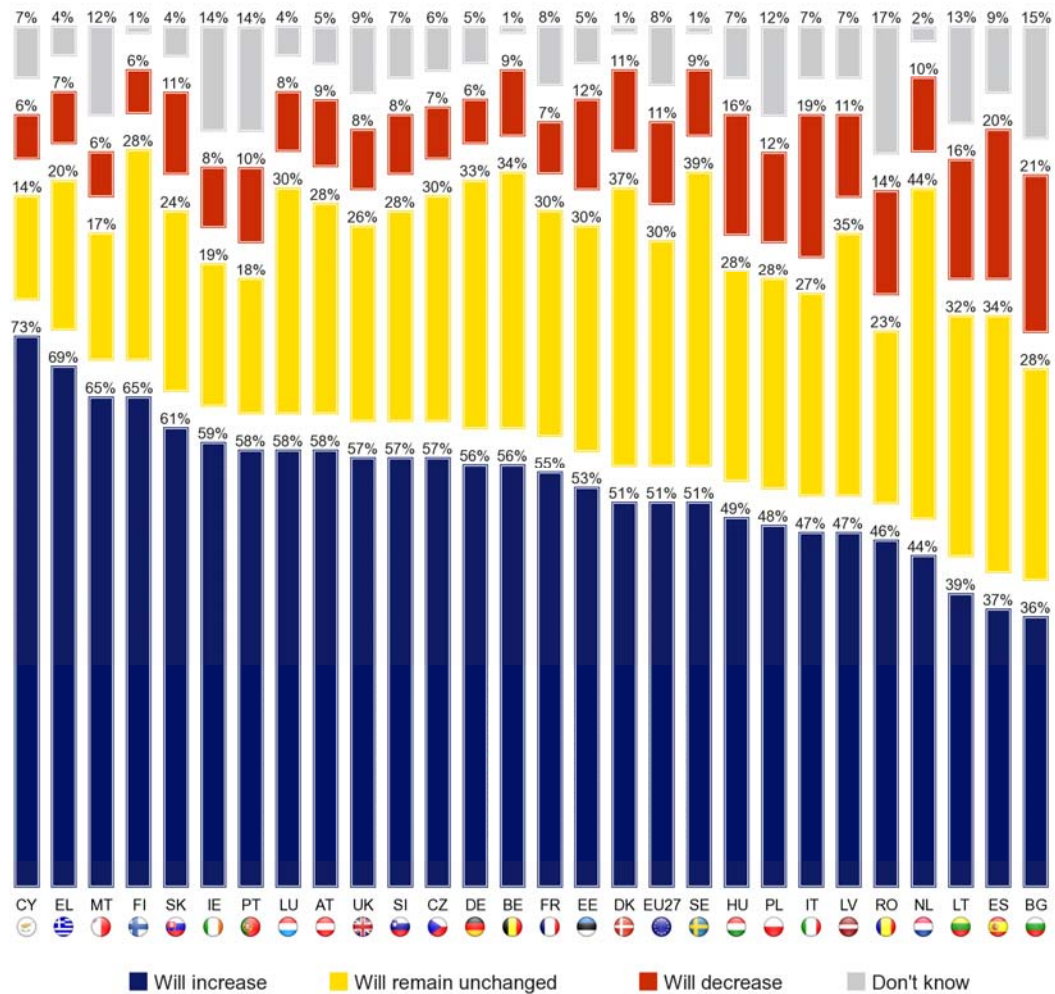
Half of respondents in Denmark think that the challenges from disasters will remain unchanged, as do 40% of UK respondents and 39% of respondents in the Netherlands and Sweden. Respondents in Italy (15%) and Hungary (12%) are most likely to think challenges from disasters will decrease.

1.4.4 Terrorism

Half (51%) of Europeans think that the challenges posed by terrorism to EU security will increase in the next three years, 11% believe the challenges will decrease, and 30% say that the challenges will remain unchanged.

QC4.2. Compared to the current situation, would you say that the following challenges to the internal security of the EU will increase, decrease or remain unchanged over the next three years?

Terrorism



Respondents in Cyprus (73%), Greece (69%), Malta and Finland (both 65%) are the most likely to think that the challenges from terrorism will increase in the next three years. At the other end of the spectrum over one-third of respondents in Bulgaria (36%), Spain (37%) and Lithuania (39%) agree. One in five respondents in Bulgaria (21%) and Spain (20%) think that the challenge from terrorism will decrease, while in contrast only 6% of respondents in Finland, Malta, Cyprus and Germany think the same way.

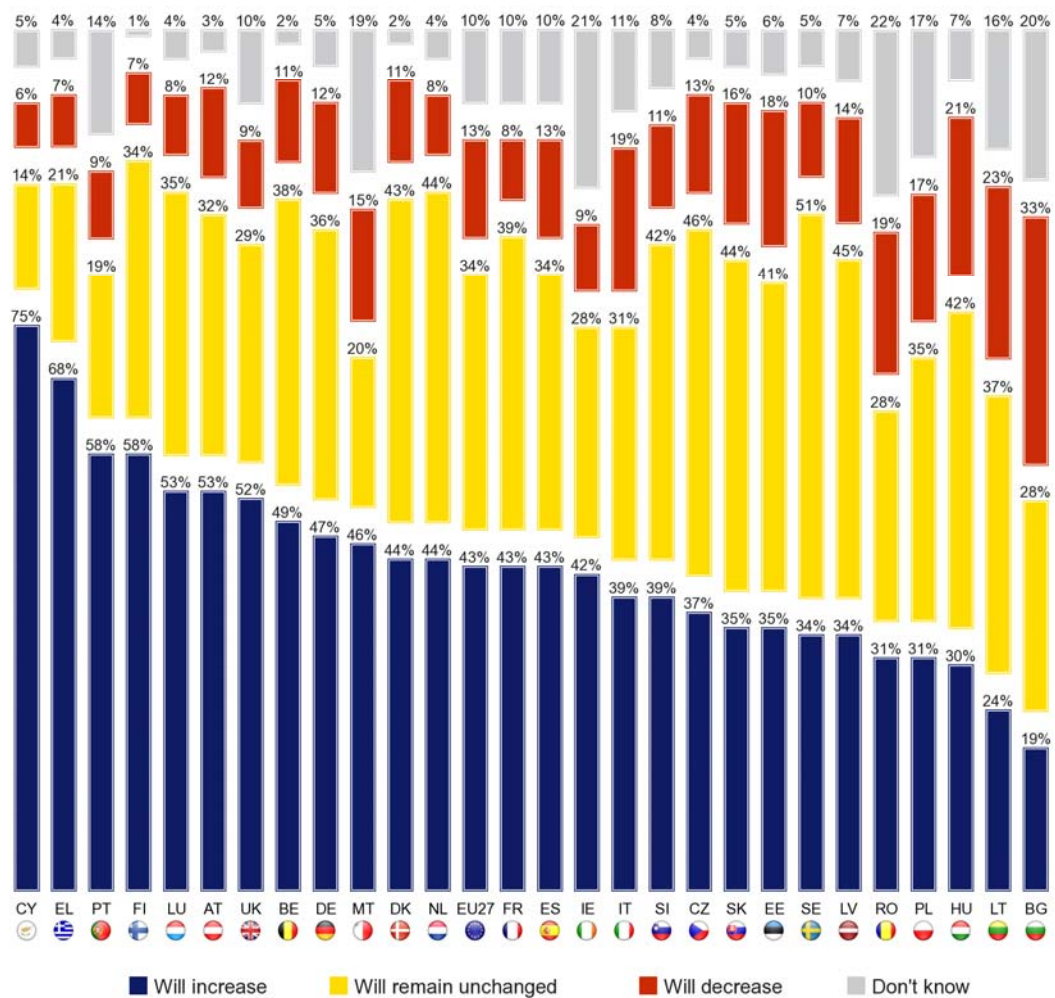
In the Netherlands identical proportions of respondents think that the threat from terrorism will remain unchanged and that it will increase (both 44%). More than one-third of respondents in Sweden (39%), Denmark (37%) and Latvia (35%) think the challenges from terrorism will remain unchanged.

1.4.5 Security of EU borders

Four out of ten (43%) Europeans think that the challenge to EU internal security linked to EU border security will increase in the next three years. One-third (34%) think the challenge will remain unchanged, 13% think it will decrease, and 10% do not know. There is a wide divergence of opinion on this issue across individual Member States.

QC4.4. Compared to the current situation, would you say that the following challenges to the internal security of the EU will increase, decrease or remain unchanged over the next three years?

Insecurity of EU borders



Three-quarters of respondents in Cyprus (75%) and 68% in Greece think that the challenge in relation to border security will increase in the medium term. At the other end of the scale, one in five respondents in Bulgaria (19%) and 24% of respondents in Lithuania agree. National results are split fairly evenly around the EU average, although the country scores are widely spread.

Respondents in Bulgaria (33%), Lithuania (23%) and Hungary (21%) are the most likely to think that the challenge in relation to border security will decrease in the next three years - considerably fewer respondents in Cyprus (6%), Finland and Estonia (both 7%) say the same. Around half of respondents in Sweden (51%), the Czech Republic (46%) and Latvia (45%) think that the challenge from border security will remain unchanged. By comparison, 14% of respondents in Cyprus and 19% of respondents in Portugal agree.

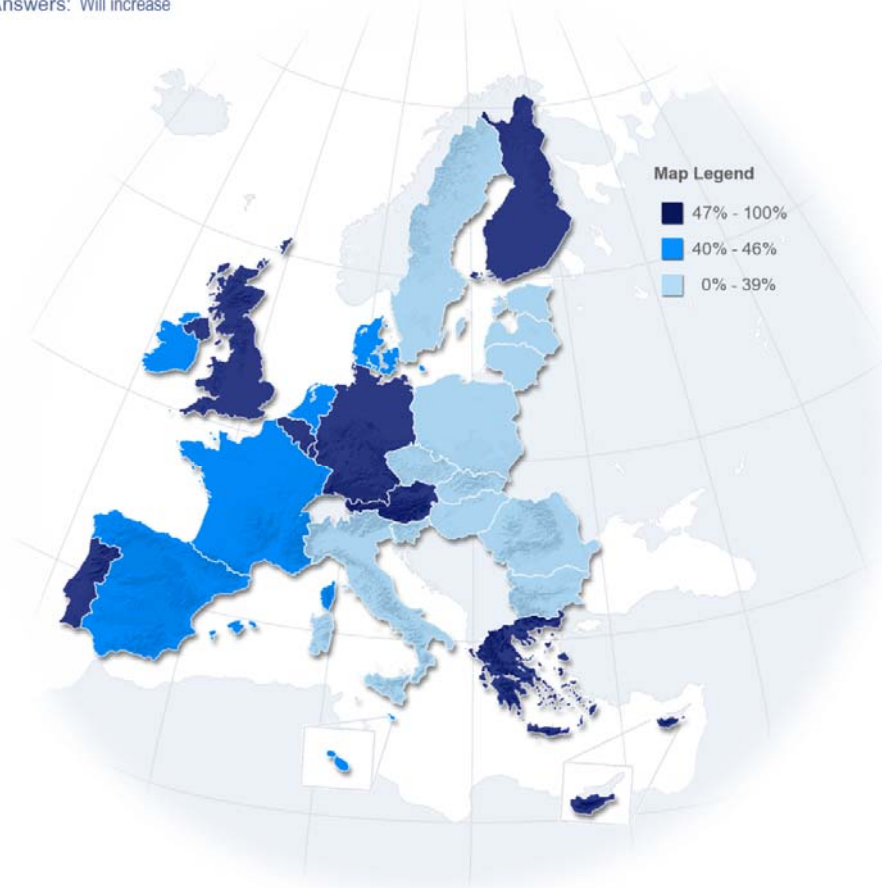
As the map shows, those who think the challenge from border security will increase are more likely to be located in Western Europe.

	CY	75%
	EL	68%
	PT	58%
	FI	58%
	LU	53%
	AT	53%
	UK	52%
	BE	49%
	DE	47%
	MT	46%
	DK	44%
	NL	44%
	EU	43%
	FR	43%
	ES	43%
	IE	42%
	IT	39%
	SI	39%
	CZ	37%
	SK	35%
	EE	35%
	SE	34%
	LV	34%
	RO	31%
	PL	31%
	HU	30%
	LT	24%
	BG	19%

Question: QC4.4. Compared to the current situation, would you say that the following challenges to the internal security of the EU will increase, decrease or remain unchanged over the next three years?

Option: Insecurity of EU borders

Answers: Will increase



Socio-demographic differences

Once again, there is a general uniformity of opinion across demographic groups on whether these five challenges will increase over the next three years. Noteworthy differences include:

- ◆ Respondents aged 55+ are the least likely to think cybercrime will increase (60%), but are more likely to think that organised crime (60%), terrorism (54%) and border security (45%) will become increasing challenges - particularly when compared to respondents aged 15-24.
- ◆ Respondents who left school aged 15 or younger are least likely to think that cybercrime will be an increasing threat (56%). However they are more likely to think that organised crime (61%), disasters (56%), terrorism (54%) and border security (47%) will be increasing challenges
- ◆ Housepersons (59%) are the least likely to think that the challenge from cybercrime will increase - particularly when compared to managers (72%). The opposite pattern appears for disasters (housepersons: 57%, managers: 49%)
- ◆ Students are the least likely to think that border security will be an increasing challenge.

QC4 Compared to the current situation, would you say that the following challenges to the internal security of the EU will increase, decrease or remain unchanged over the next three years?

% of "Will increase"

	Cybercrime	Organised Crime	Natural and man-made disasters	Terrorism	Insecurity of EU borders
EU27	63%	57%	54%	51%	43%
Age					
15-24	63%	49%	55%	48%	38%
25-39	65%	55%	54%	50%	42%
40-54	67%	60%	54%	51%	44%
55 +	60%	60%	53%	54%	45%
Education (End of)					
15-	56%	61%	56%	54%	47%
16-19	65%	59%	56%	54%	44%
20+	70%	54%	50%	46%	39%
Still studying	62%	47%	52%	46%	36%
Respondent occupation scale					
Self-employed	63%	56%	54%	50%	43%
Managers	72%	56%	49%	49%	42%
Other white collars	67%	57%	55%	49%	41%
Manual workers	66%	59%	55%	53%	44%
House persons	59%	56%	57%	54%	44%
Unemployed	61%	56%	56%	49%	46%
Retired	59%	61%	52%	55%	44%
Students	62%	47%	52%	46%	36%

2. EUROPEAN AND NATIONAL ACTIONS

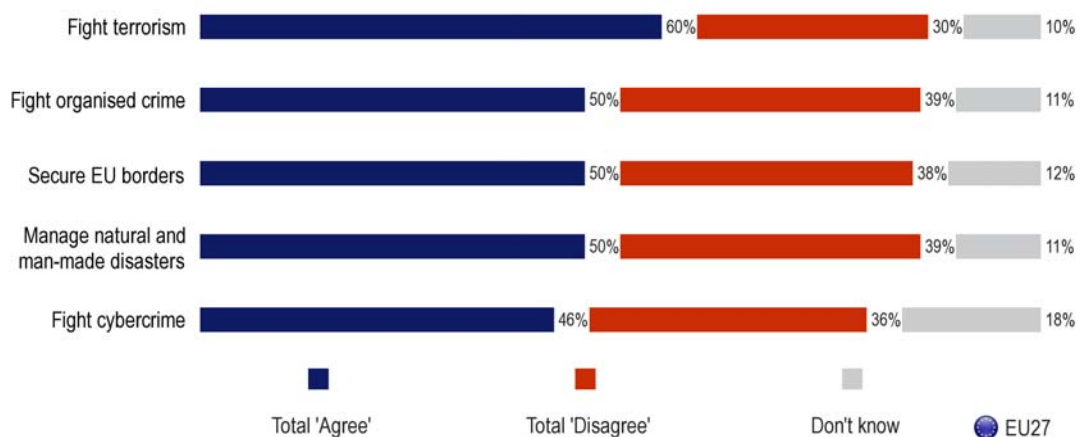
This section of the report will consider whether Europeans think that the EU and Member States are doing enough to tackle the five challenges to internal security: terrorism, organised crime, border security, natural and man-made disasters and cybercrime.

2.1 European actions on the five challenges

- Four out of ten Europeans want the EU to do more -

Respondents were asked to say whether they thought the EU is doing enough to address each of the five security challenges. In general terms, around four out of ten Europeans think that the EU is not doing enough to tackle the security challenges, while half of Europeans believe that enough is being done. Over a third (36%) think the EU is not doing enough to fight cybercrime. Close to four out of ten Europeans would like to see stronger EU action to fight organized crime and manage natural and man-made disasters. Six out of ten respondents think that the EU is doing enough to combat terrorism, while half think enough is being done to secure the EU's borders

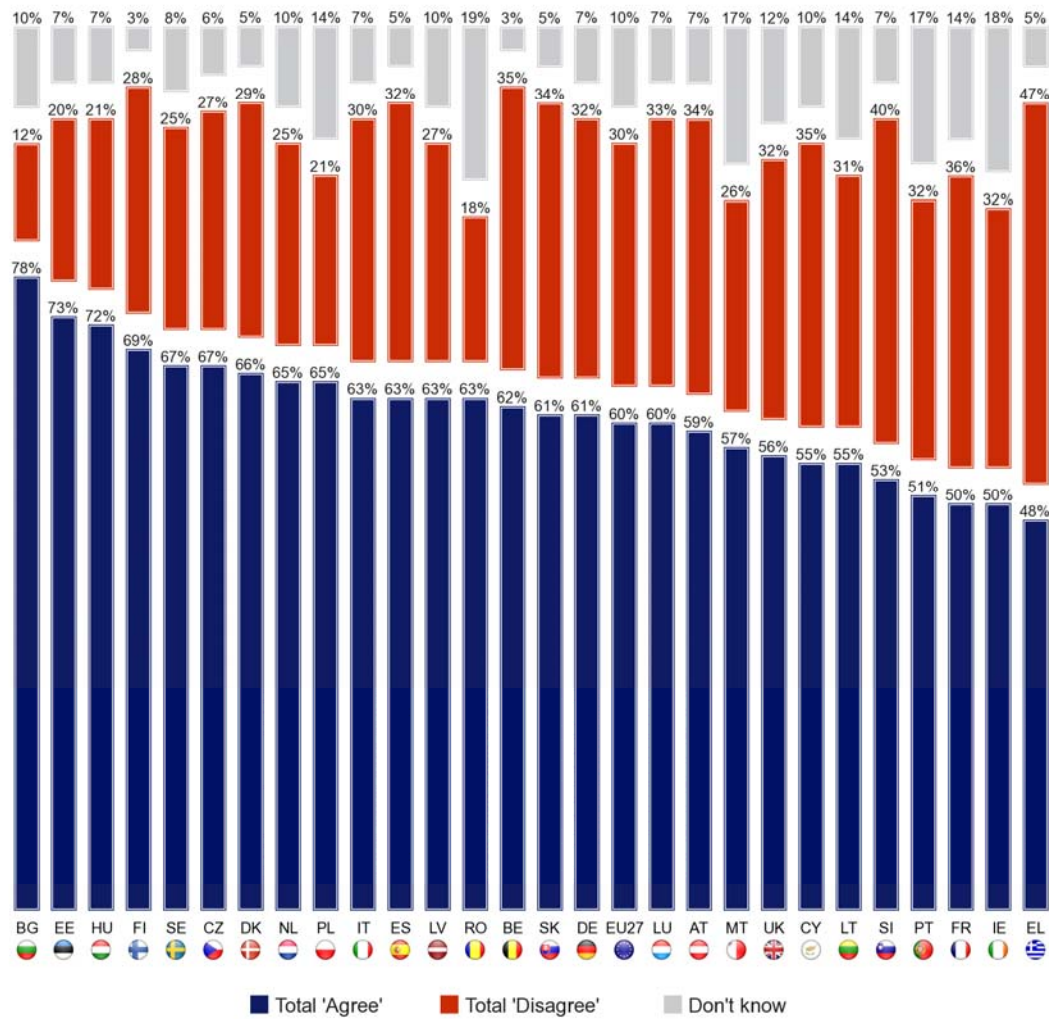
QC5a. To what extent do you agree or disagree with each of the following statements? The EU is doing enough to...



2.1.1 Fighting terrorism

Six out of ten Europeans agree that the EU is doing enough to fight terrorism - 15% totally agree and 45% tend to agree. Overall 30% disagree, with 22% tending to disagree and 8% disagreeing totally. One in ten (10%) did not answer.

QC5a.2. To what extent do you agree or disagree with each of the following statements? The EU is doing enough to...
Fight terrorism

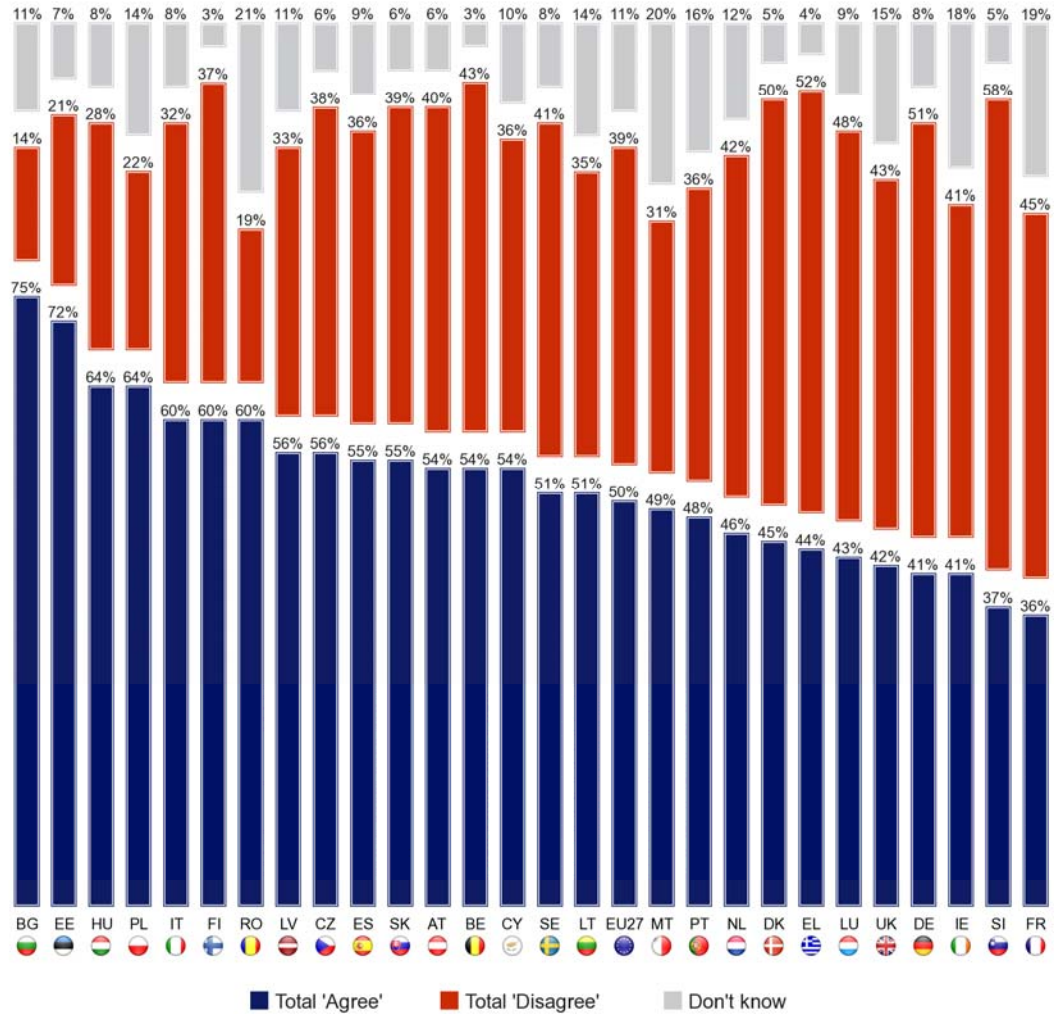


Respondents in Bulgaria (78%), Estonia (73%) and Hungary (72%) are most likely to agree that the EU is doing enough to fight terrorism. Greek respondents are the least likely to agree (48%) - in fact Greek respondents are fairly evenly split, with 48% agreeing that the EU is doing enough, and 47% disagreeing. Four out of ten (40%) respondents in Slovenia also disagree that the EU is doing enough to combat terrorism.

2.1.2 Fighting organised crime

Half of Europeans agree that the EU is doing enough to fight organised crime, with 11% in total agreement, and 39% tending to agree. One in four (39%) disagree that enough is being done - 29% tending to disagree and 10% disagreeing totally.

QC5a.1. To what extent do you agree or disagree with each of the following statements? The EU is doing enough to...
Fight organised crime



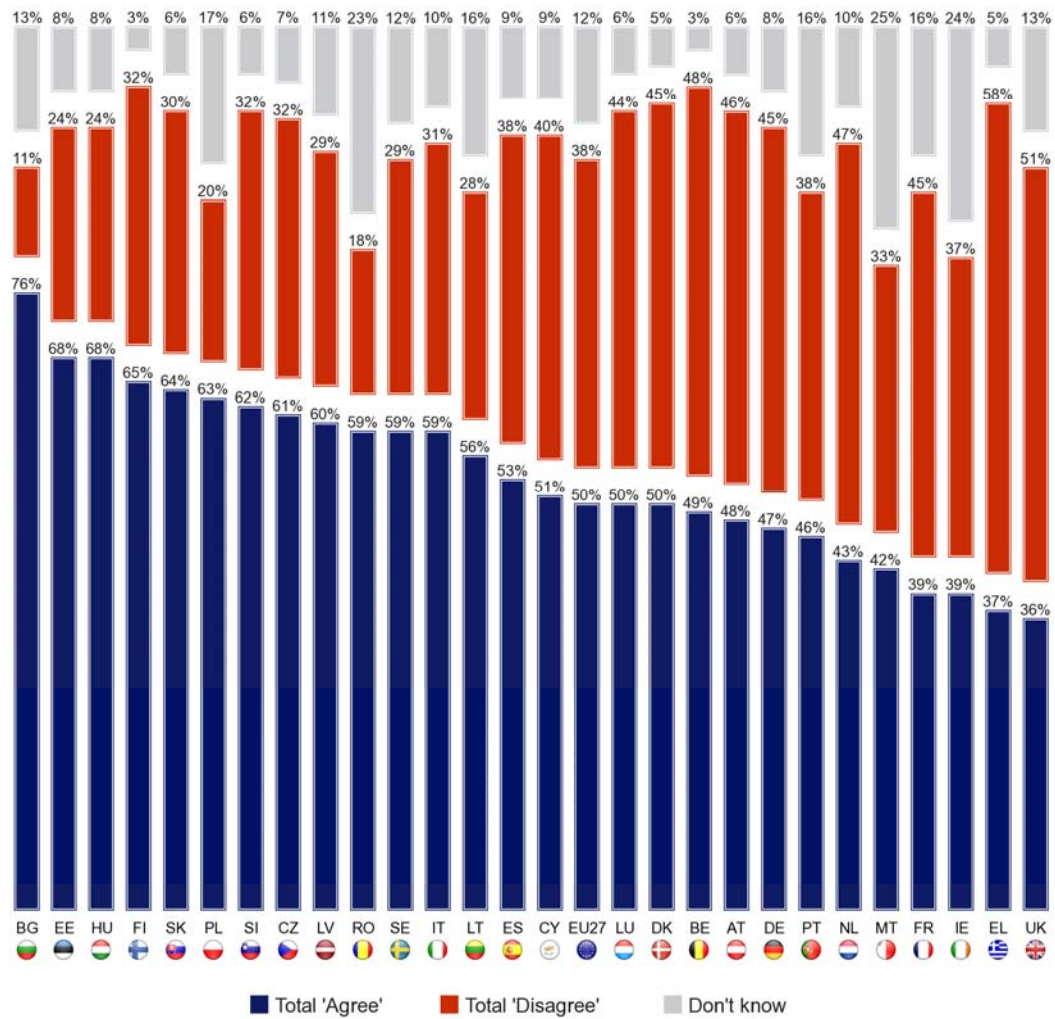
Respondents in Bulgaria (75%) and Estonia (72%) are the most likely to agree that the EU is doing enough to fight organised crime, with 64% of respondents in Hungary and Poland also in agreement. By contrast, only 36% of respondents in France and 37% of respondents in Slovenia agree that enough is being done. At least half of all respondents in Slovenia (58%), Greece (52%), Germany and Denmark (both 51%) disagree that the EU is doing enough to fight organised crime.

There is a marked difference in opinion between old and new Member States. Respondents in EU15 Member States are much less likely to agree that the EU is doing enough to fight organised crime than respondents living in NMS12 (EU15: 47% vs NMS12: 61%).

2.1.3 Securing EU borders

Half of Europeans agree that the EU is doing enough to secure its borders, with 11% in total agreement, and 39% tending to agree. Almost one in four (38%) disagree - 11% totally and 27% tending to disagree.

QC5a.4. To what extent do you agree or disagree with each of the following statements? The EU is doing enough to...
Secure EU borders



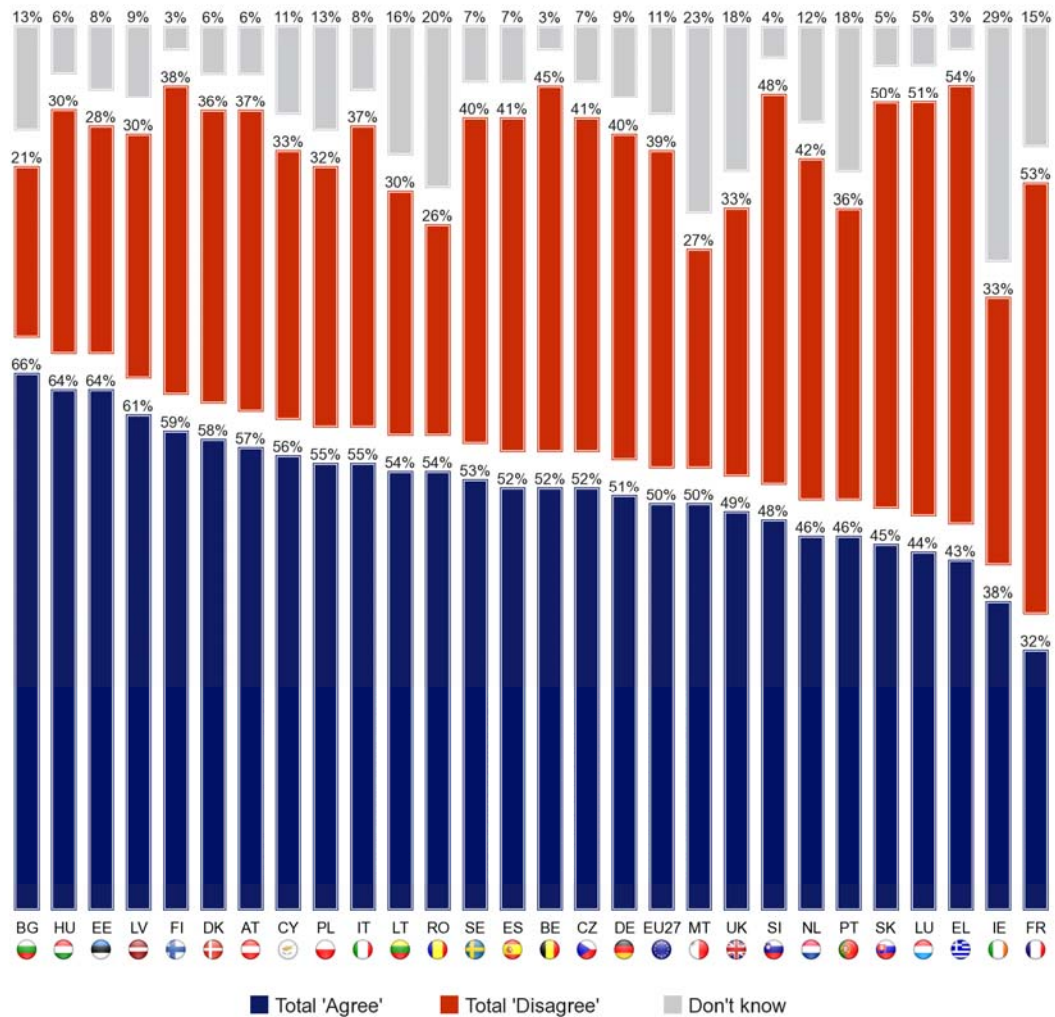
There is a wide diversity of opinions across countries. Respondents in Bulgaria are most likely to agree (76%), a result which is 8 points higher than in Estonia and Hungary (both 68%). Respondents living in the UK (36%), Greece (37%), Ireland and France (both 39%) are the least likely to consider the EU is doing enough to secure its borders. In fact, 58% of respondents in Greece and 51% of respondents in the UK actively disagree that the EU is doing enough to secure borders, as do 48% of respondents in Belgium and 47% of respondents in the Netherlands.

In general terms, respondents living in eastern and northern areas of Europe are more likely to agree that the EU is doing enough to secure its borders. Respondents living in EU15 Member States are much less likely to agree that the EU is doing enough when it comes to border security (47%) than respondents living in NMS12 (63%).

2.1.4 Managing natural and man-made disasters

Half of Europeans agree that the EU is doing enough to manage natural and man-made disasters - 11% totally agree and 39% tend to agree. One in ten (11%) do not know, while 39% disagree that the EU is doing enough (30% tend to disagree and 9% totally disagree).

QC5a.5. To what extent do you agree or disagree with each of the following statements? The EU is doing enough to...
Manage natural and man-made disasters



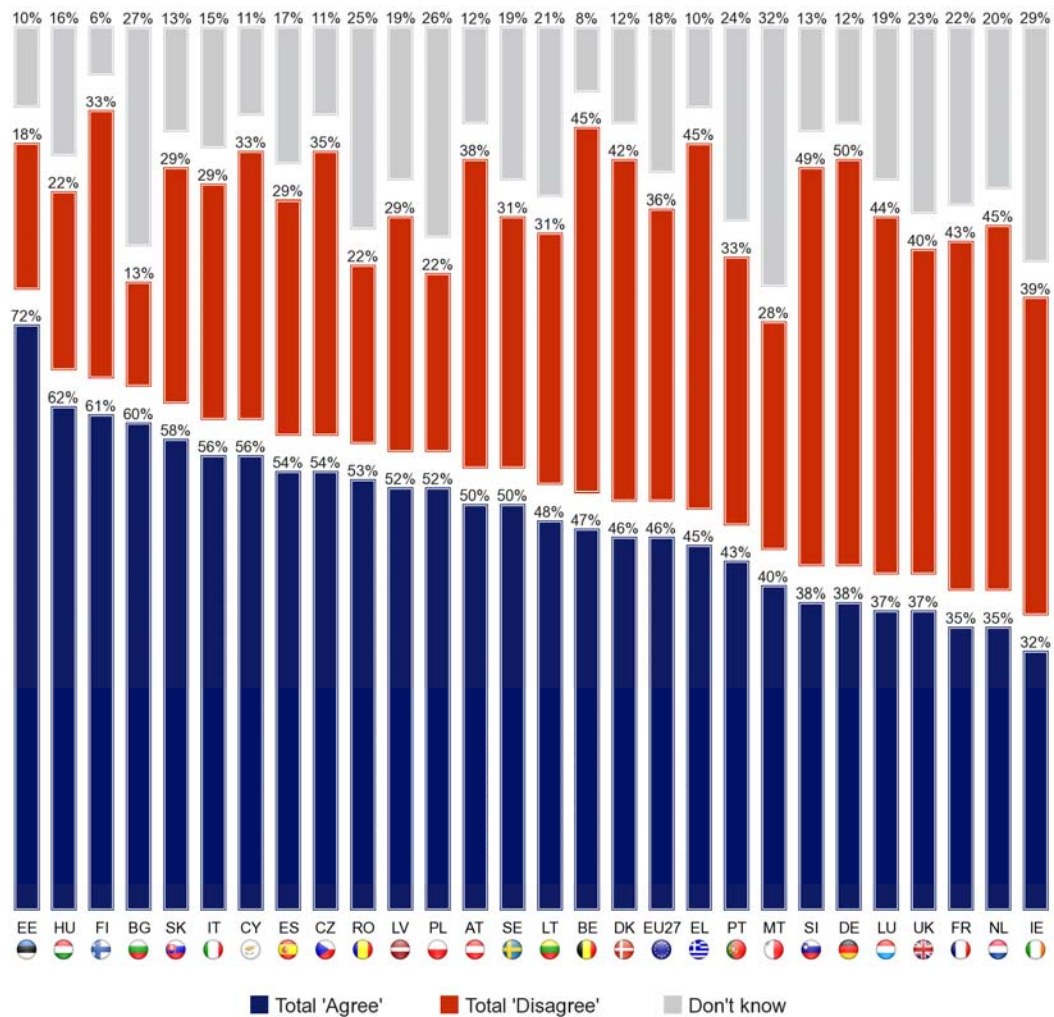
Respondents in Bulgaria (66%), Hungary and Estonia (both 64%) are the most likely to agree that the EU is doing enough to manage natural and man-made disasters. In contrast just under one-third (32%) of respondents in France agree that enough is being done.

At least half of respondents in Greece (54%), France (53%), Luxembourg (51%) and Slovakia (50%) disagree that the EU is doing enough when it comes to disaster management.

2.1.5 Fighting cybercrime

Just under half (46%) of Europeans agree that the EU is doing enough to combat cybercrime - 10% totally agree and 36% tend to agree. 36% say that the EU isn't doing enough (27% tend to disagree and 9% totally disagree with the statement). Almost one in five (18%) do not know if enough is being done by the EU to fight cybercrime. In all, there are 10 Member States where at least one-fifth of respondents cannot answer this question.

QC5a.3. To what extent do you agree or disagree with each of the following statements? The EU is doing enough to...
Fight cybercrime



Respondents in Estonia are the most likely to think the EU is doing enough to combat cybercrime (72%), followed by those in Hungary (62%) and Finland (61%) - all much higher than the EU average of 46%. At the other end of the spectrum just 32% of respondents in Ireland and 35% of respondents in the Netherlands and France agree the EU is doing enough to fight cybercrime. Half of respondents in Germany (50%) and Slovenia (49%) disagree that enough is being done when it comes to cybercrime.

Socio-demographics

There are a range of socio-demographic differences in the way respondents think about each of these issues

- ◆ Men are more likely to agree that the EU is doing enough to fight terrorism (63% compared with 58% of women).
- ◆ Respondents under 40 are more likely than their older counterparts to agree that the EU is doing enough to fight organised crime and cybercrime.
- ◆ Respondents aged 55+ (41%) are less likely than younger age groups to agree that the EU is doing enough to fight terrorism
- ◆ The longer respondents remained in education, the more likely they are to agree that the EU is doing enough to fight organised crime, terrorism and cybercrime, to secure its borders and to manage natural and man-made disasters
- ◆ In general, retired people are less likely to agree that the EU is doing enough to combat each of these five challenges
- ◆ Slightly more of those respondents who position themselves on the upper levels of the social staircase, compared to the lower levels, agree that the EU is doing enough to combat each of the five challenges
- ◆ Respondents who think that cybercrime will decrease are more likely to agree that the EU is doing enough to fight it (72%) than those who think it will increase (45% agree) or will stay the same (56% agree)
- ◆ Respondents who think that EU border security is an important challenge are less likely to agree that the EU is doing enough to secure its borders than those who think border security is not an important challenge. A similar pattern occurs for respondents who think natural and man-made disasters are an important challenge.
- ◆ Respondents who think that organised crime will decrease in the medium term are more likely to agree that the EU is doing enough to combat this challenge than those who think that organised crime will stay the same or will increase. The same pattern holds true for those who think the challenges from border security, terrorism and natural and man-made disasters will decrease.

QC5a To what extent do you agree or disagree with each of the following statements?
The EU is doing enough to...

% of Total 'Agree'

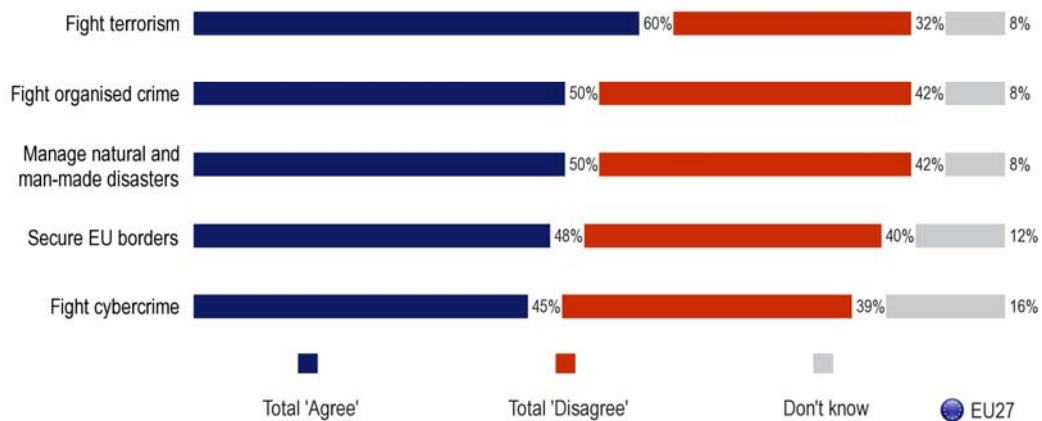
	Fight organised crime	Fight terrorism	Fight cybercrime	Secure EU borders	Manage natural and man-made disasters
EU27	50%	60%	46%	50%	50%
Sex					
Male	51%	63%	48%	51%	52%
Female	48%	58%	44%	50%	48%
Age					
15-24	56%	66%	51%	57%	54%
25-39	56%	65%	52%	56%	52%
40-54	48%	62%	46%	47%	49%
55 +	44%	54%	39%	46%	48%
Education (End of)					
15-	44%	53%	39%	44%	46%
16-19	50%	61%	47%	49%	51%
20+	51%	66%	47%	54%	50%
Still studying	56%	66%	52%	58%	55%
Self-positioning on the social staircase					
Low (1-4)	45%	55%	41%	46%	44%
Medium (5-6)	49%	59%	46%	50%	49%
High (7-10)	55%	68%	52%	56%	56%

2.2 National actions on the five challenges

- Only half of Europeans think that their country is doing enough to combat the five security challenges -

Respondents were asked to what extent they agreed or disagreed that their country is doing enough to address each of the five challenges to internal security. Six out of ten respondents agree that their country is doing enough to fight terrorism - the same proportion agrees that the EU is doing enough. Half of respondents agree that their country is doing enough to fight organised crime and to manage disasters, while 48% agree that their country is doing enough to secure EU borders and 45% agree that their country is doing enough to fight cybercrime.

QC5b. To what extent do you agree or disagree with each of the following statements? (OUR COUNTRY) is doing enough to...

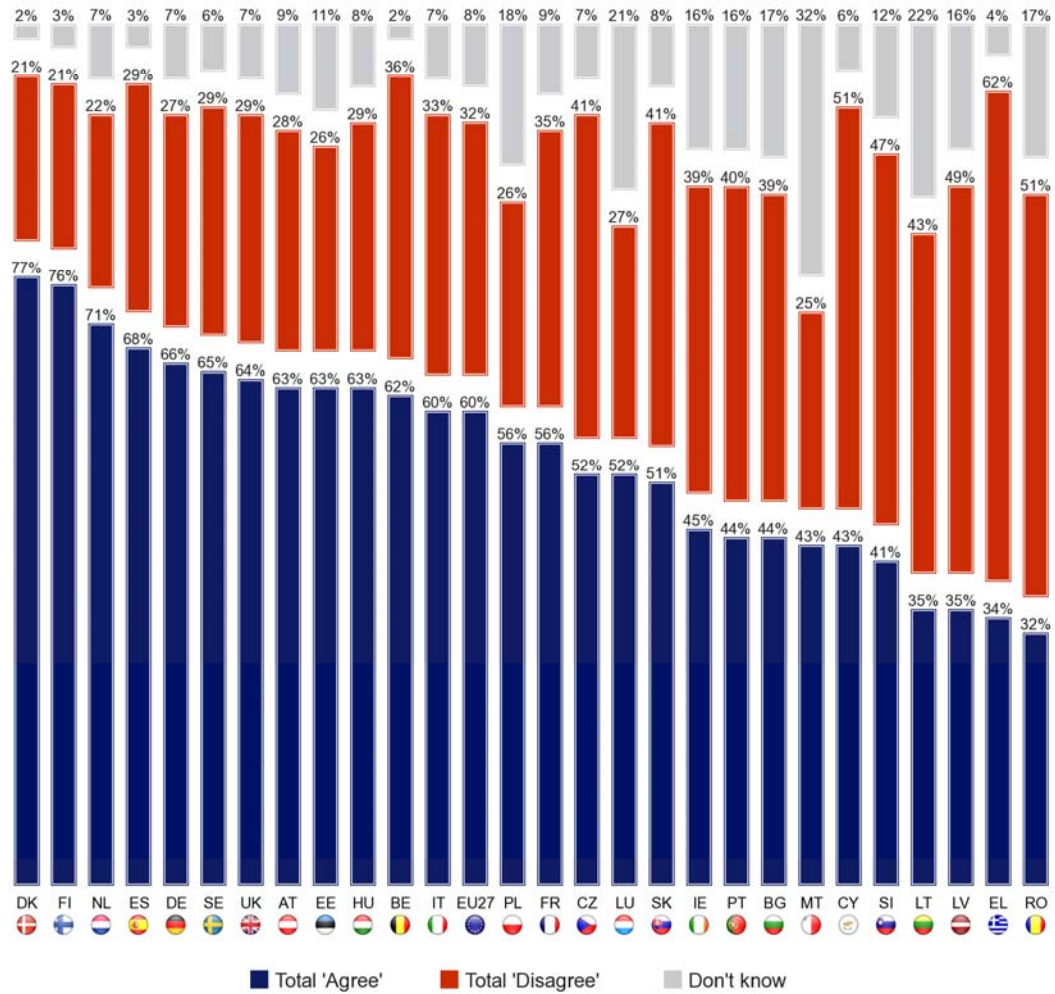


2.2.1 Fighting terrorism

Six out of ten Europeans agree that their country is doing enough to fight terrorism - 15% totally agree, and 45% tend to agree. 32% disagree (9% totally and 23% tend to disagree) while 8% say they do not know.

QC5b.2. To what extent do you agree or disagree with each of the following statements? (OUR COUNTRY) is doing enough to...

Fight terrorism



Respondents in Denmark (77%) and Finland (76%) are the most likely to agree that their country is doing enough, and seven out of ten respondents in the Netherlands (71%) also agree. In contrast, around one-third of respondents in Romania (32%), Greece (34%), and Latvia and Lithuania (both 35%) agree that their country is doing enough. In fact, 62% of respondents in Greece and 51% of respondents in Romania disagree that their country is doing enough to fight terrorism - as do 51% of respondents in Cyprus and 49% of respondents in Latvia.

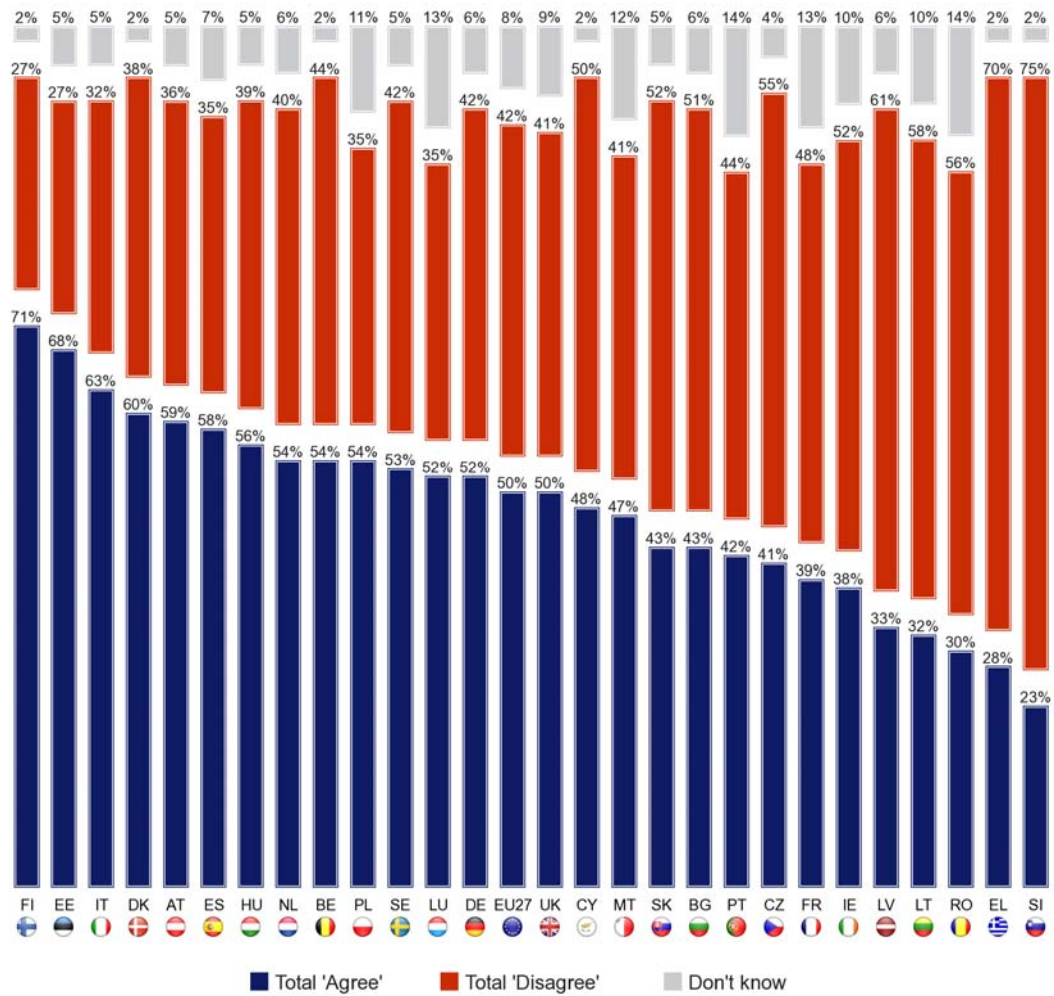
Respondents in the eastern areas of Europe and in some parts of the Mediterranean region are less likely to agree that their country is doing enough to fight terrorism.

2.2.2 Fighting organised crime

Half of Europeans agree that their country is doing enough to fight organised crime - 10% totally agree and 40% tend to agree. 42% disagree (12% totally and 30% tend to disagree), while 8% do not know.

QC5b.1. To what extent do you agree or disagree with each of the following statements? (OUR COUNTRY) is doing enough to...

Fight organised crime



Respondents living in Finland (71%) and Estonia (68%) are most likely to agree that their country is doing enough to fight organised crime, while at the other end of the scale only 23% of respondents in Slovenia agree. While 68% of respondents in Estonia think their country is doing enough to fight organised crime, just one third of respondents living in the other Baltic States would agree (Lithuania: 32%, Latvia: 33%) - a difference of more than 30 points.

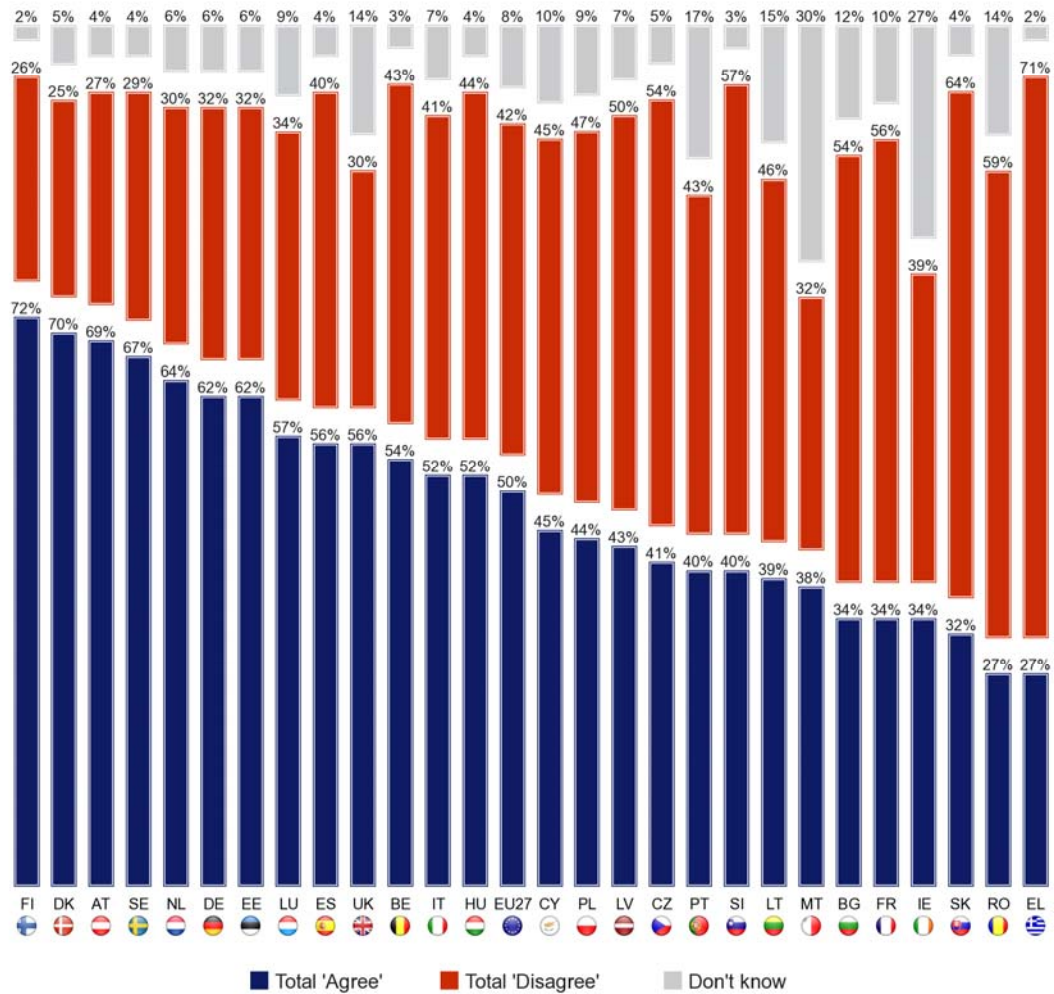
Almost one-third (30%) of respondents in Greece totally disagree that their country is doing enough to combat organised crime - and overall 70% disagree to some extent with this statement. One quarter of respondents in Slovenia (25%) and one in five respondents in Ireland (21%) and Latvia (20%) also totally disagree that their countries are doing enough to combat organised crime.

2.2.3 Managing natural and man-made disasters

50% of respondents agree that their country is doing enough to manage natural and man-made disasters, with 11% totally agreeing and 39% tending to agree. Four out of ten (42%) disagree, with 12% totally disagreeing. Respondents in the Nordic countries and Austria are the most likely to agree that their country is doing enough to manage natural and man-made disasters (Finland: 72%, Denmark: 70%, Austria: 69%, Sweden: 67%). Respondents in Greece and Romania (both 27%) are the least likely to agree that their country is doing enough. In fact 32% of respondents in Greece and 25% of respondents in Romania totally disagree with the statement - and overall seven out of ten (71%) of respondents in Greece disagree that their country is doing enough to manage natural and man-made disasters.

QC5b.5. To what extent do you agree or disagree with each of the following statements? (OUR COUNTRY) is doing enough to...

Manage natural and man-made disasters

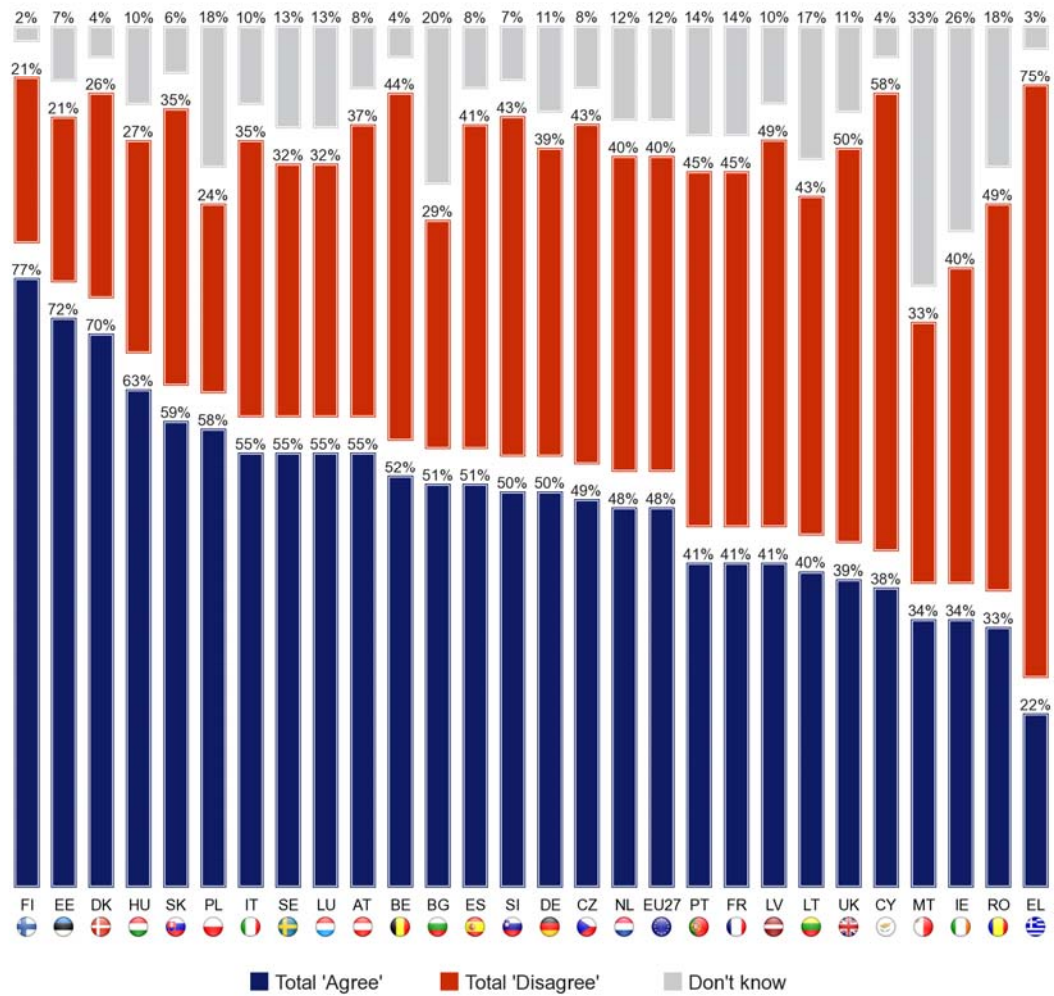


2.2.4 Securing EU borders

Just under half (48%) of Europeans agree that their country is doing enough to secure EU borders - 11% totally agree and 37% tend to agree. 40% disagree (12% totally) while 12% said they did not know.

QC5b.4. To what extent do you agree or disagree with each of the following statements? (OUR COUNTRY) is doing enough to...

Secure EU borders



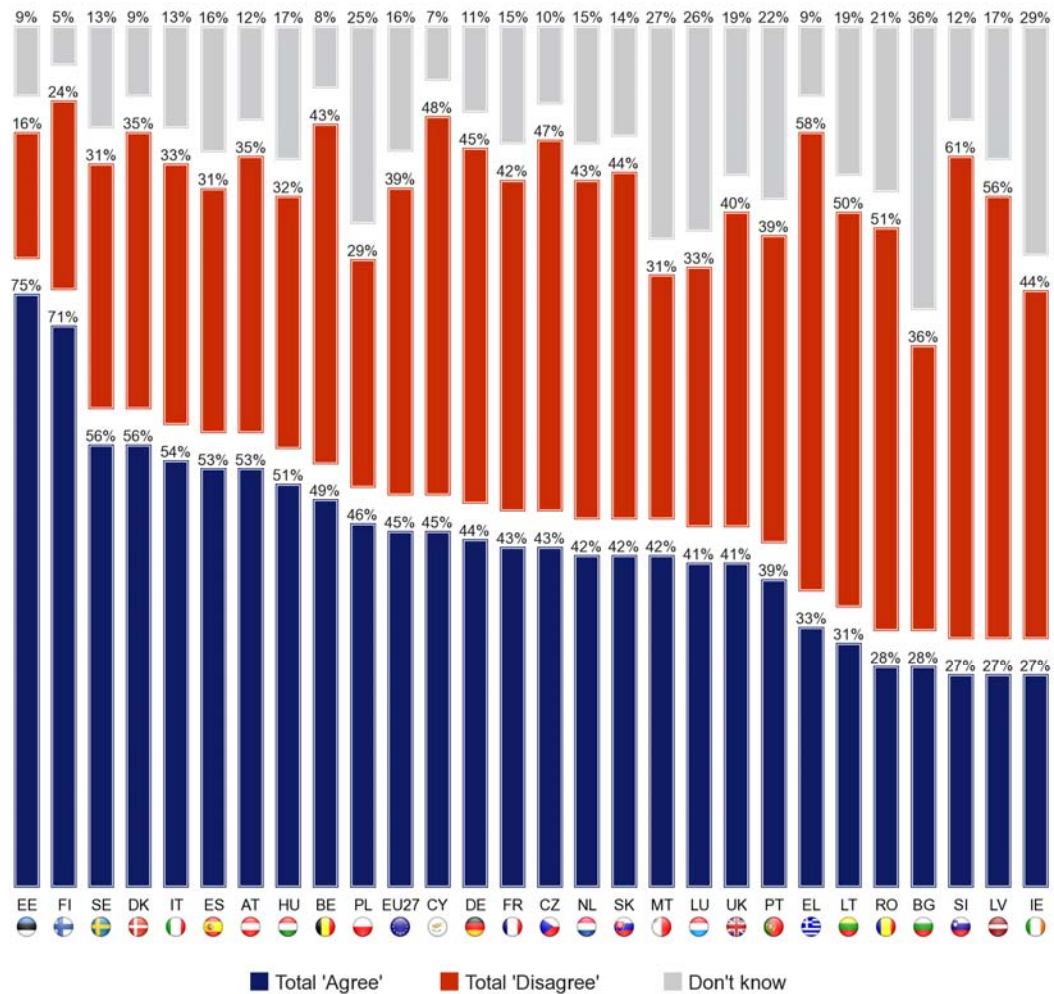
Respondents in Finland (77%), Estonia (72%) and Denmark (70%) are the most likely to agree - a stark contrast to the 22% of Greek respondents who agree with the statement about their country. In fact, three-quarters of respondents in Greece (75%) disagree that their country is doing enough to secure EU borders - as do 58% of respondents in Cyprus, and 50% of respondents in the UK.

2.2.5 Fighting cybercrime

Cybercrime is the area where fewest Europeans think their country is doing enough - fewer than half (45%) agree that their country is doing enough, with just 9% in total agreement and 36% tending to agree. Almost four out of ten disagree (39%), and one in six (16%) do not know.

QC5b.3. To what extent do you agree or disagree with each of the following statements? (OUR COUNTRY) is doing enough to...

Fight cybercrime



Respondents in Estonia (75%) and Finland (71%) are much more likely to agree that their country is doing enough to fight cybercrime. Both these response levels are much higher than the EU average of 45%. At the other end of the scale, fewer respondents in Ireland, Latvia and Slovenia (all 27%), and Bulgaria and Romania (both 28%) agree that their countries are doing enough to fight cybercrime. Around six out of ten respondents in Slovenia (61%), Greece (58%) and Latvia (56%) disagree that their country is doing enough to fight cybercrime.

Socio-demographics

- ◆ Men are more likely than women to agree that their country is doing enough to fight terrorism
- ◆ The older the respondents, the less likely they are to agree that their country is doing enough to fight organised crime, terrorism and cybercrime and is taking enough action to secure EU borders.
- ◆ The longer respondents spent in education, the more likely they are to agree that their country is doing enough to fight organised crime, terrorism and cybercrime and is taking enough action to secure EU borders.
- ◆ The higher respondents position themselves on the social scale, the more likely they are to agree that their country is doing enough to fight each of the five challenges
- ◆ Respondents who think that a challenge to EU security will decline in the medium term are more likely to agree that their country is doing enough to fight this challenge than those who think the challenge will increase or remain the same. The same pattern holds true for each challenge.

QC5b.1 To what extent do you agree or disagree with each of the following statements?
(OUR COUNTRY) is doing enough to...

% of Total 'Agree'

	Fight organised crime	Fight terrorism	Fight cybercrime	Secure EU borders	Manage natural and man-made disasters
EU27	50%	60%	45%	48%	50%
Sex					
Male	52%	63%	47%	50%	52%
Female	49%	57%	44%	47%	49%
Age					
15-24	53%	62%	50%	51%	50%
25-39	53%	62%	49%	52%	51%
40-54	50%	60%	45%	48%	49%
55 +	48%	57%	40%	45%	50%
Education (End of)					
15-	47%	55%	41%	43%	49%
16-19	49%	58%	45%	47%	49%
20+	53%	64%	47%	52%	53%
Still studying	55%	64%	51%	53%	52%
Self-positioning on the social staircase					
Low (1-4)	42%	51%	36%	42%	42%
Medium (5-6)	51%	60%	46%	49%	51%
High (7-10)	57%	66%	52%	53%	57%

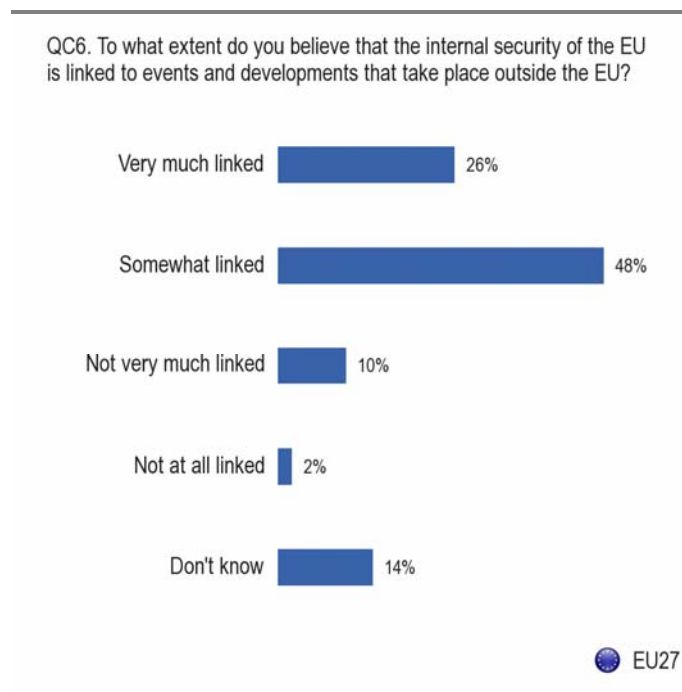
3. INTERACTIONS WITH OTHER COUNTRIES

This section explores Europeans' opinions about whether internal EU security is linked to external events and developments. It also looks at the non-EU countries that Europeans consider being the main partners in matters of EU internal security.

3.1 Interactions with events and developments outside the European Union

- Three-quarters of Europeans believe that internal EU security is linked to external events and developments -

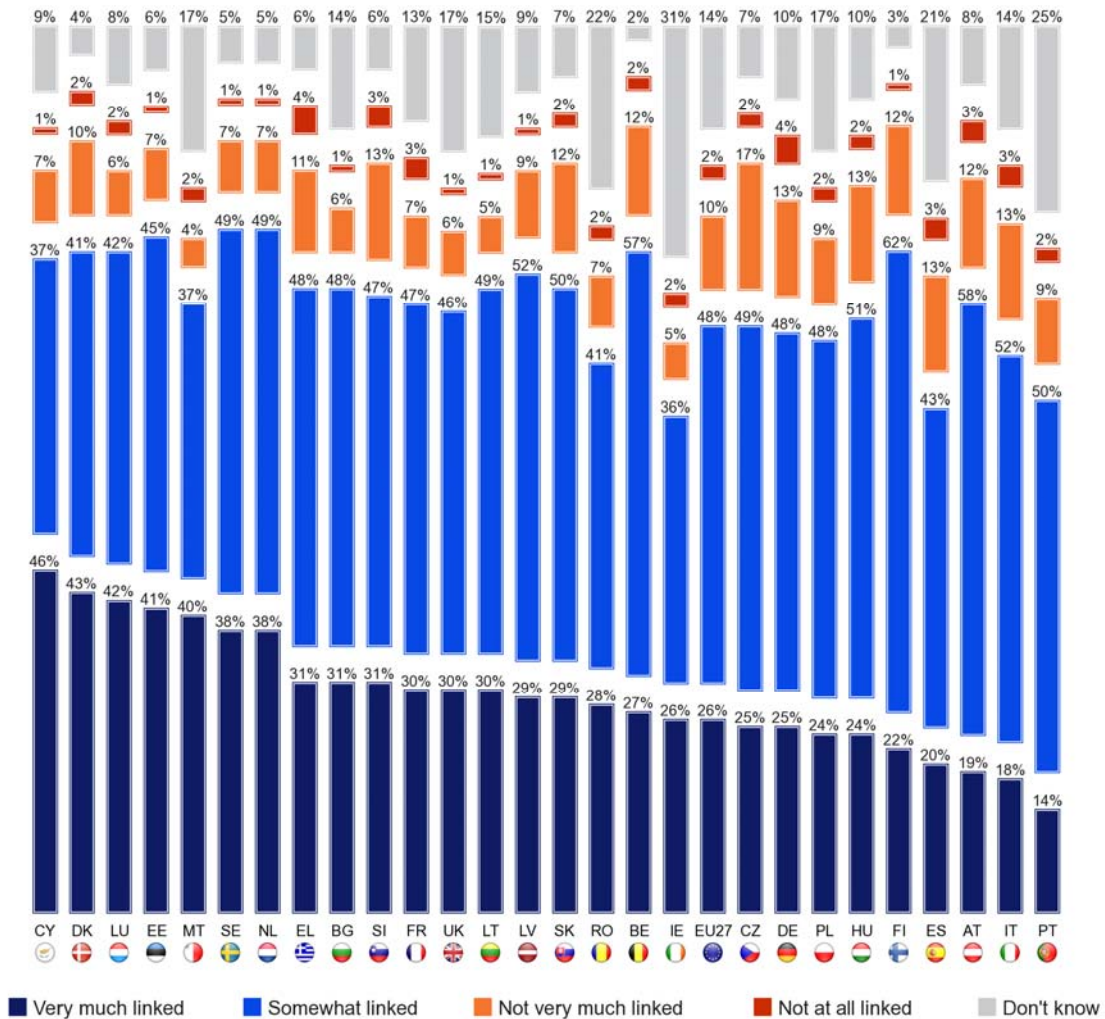
Respondents were asked to what degree they believed that the internal security of the European Union was linked to external events and developments. Three-quarters (74%) of respondents believe that the two are linked - with one quarter (26%) saying the two are very much linked. One in eight (12%) think that external events are not linked to EU internal security, and 14% say they do not know.



Although a majority of respondents in all countries believe that external events are linked to EU internal security, there is a fairly wide range of results. Six out of ten respondents in Ireland (62%), Spain (63%), and Portugal (64%) believe this - compared to 87% of respondents in The Netherlands and Sweden, and 86% of respondents in Estonia.

One in five respondents in the Czech Republic think that external events are not linked to EU internal security - as do 17% of respondents in Germany, and 16% of respondents in Spain, Italy and Slovenia.

QC6. To what extent do you believe that the internal security of the EU is linked to events and developments that take place outside the EU?



Respondents in Cyprus (46%), Denmark (43%) and Luxembourg (42%) are the most likely to think that internal security and external events are "very much linked" - while just 14% of Portuguese respondents think the same. This highlights the diversity of opinion across countries on the extent to which internal security and external events are linked.

The responses of men and women do not vary significantly on this issue. Respondents in the 55+ age group are the least likely to believe that external events and internal EU security are linked, as are respondents who finished their education aged 15 years or less - most strikingly in comparison with those still studying. Managers are more likely to believe that internal EU security is linked to external events than other occupational groups - particularly house persons (85% vs 62%). Those who never use the Internet are less likely to think the two are linked than those who use it at least occasionally (never: 64%, often/sometimes: 75%, daily: 80%).

QC6 To what extent do you believe that the internal security of the EU is linked to events and developments that take place outside the EU?

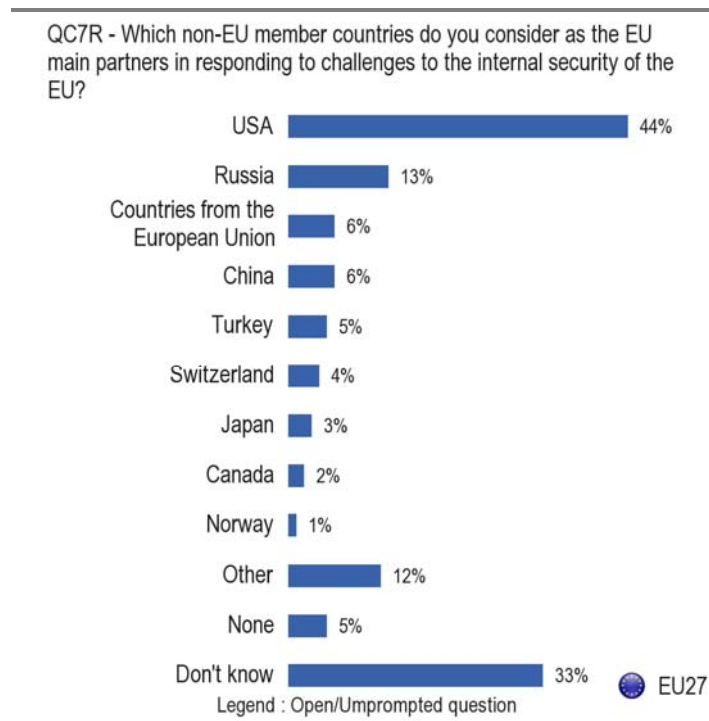
	Very much linked	Somewhat linked	Not very much linked	Not at all linked	DK
EU27	26%	48%	10%	2%	14%
Sex					
Male	28%	48%	11%	2%	11%
Female	24%	48%	10%	2%	16%
Age					
15-24	22%	52%	11%	2%	13%
25-39	27%	49%	11%	2%	11%
40-54	29%	48%	10%	2%	11%
55 +	25%	45%	10%	3%	17%
Education (End of)					
15-	20%	43%	10%	4%	23%
16-19	25%	50%	11%	2%	12%
20+	36%	48%	8%	1%	7%
Still studying	23%	53%	11%	2%	11%
Respondent occupation scale					
Self-employed	31%	47%	10%	2%	10%
Managers	37%	48%	7%	2%	6%
Other white collars	29%	50%	10%	2%	9%
Manual workers	25%	50%	11%	2%	12%
House persons	18%	44%	11%	4%	23%
Unemployed	23%	46%	12%	3%	16%
Retired	24%	45%	9%	3%	19%
Students	23%	53%	11%	2%	11%
Use of the Internet					
Everyday	31%	49%	10%	2%	8%
Often/ Sometimes	24%	51%	9%	3%	13%
Never	19%	45%	11%	3%	22%

Those who think that organised crime, terrorism, cybercrime and the security of EU borders are important challenges are more likely to think that internal EU security is linked to external events than those who see these four challenges as unimportant. There are no notable differences for natural and man-made disasters.

3.2 Main partners in the internal security of the European Union

- The US is considered the main partner in EU internal security -





























Respondents were asked to identify the non-EU countries that they considered as the EU's main partners when dealing with internal security challenges. Four out of ten Europeans (44%) regard the US as the main partner, followed at a distance by Russia (13%), China (6%) and Turkey (5%).



As the table below illustrates, although the proportion of respondents in each country selecting the US varied from 78% to 26%, the US is identified as the main security partner by respondents in all but one Member State (Latvia).

In the case of Lithuania, the US and Russia tied as the main partner. Russia is the second choice for respondents in 21 states, although the proportion of respondents varies from 43% to 6%. China is the second choice as security partner of respondents in Spain, Malta (equal with Russia) and Portugal. Switzerland is the second choice of respondents in the Czech Republic and Luxembourg.

QC7R - Which non-EU member countries do you consider as the EU main partners in responding to challenges to the internal security of the EU?

		1st choice		2nd choice		3rd choice		Countries from the European Union
	EU27	USA	44%	Russia	13%	China	6%	6%
	BE	USA	54%	Russia	15%	China	8%	5%
	BG	USA	35%	Russia	26%	Turkey	14%	3%
	CZ	USA	26%	Switzerland	11%	Russia	9%	9%
	DK	USA	78%	Russia	16%	China	11%	1%
	DE	USA	46%	Russia	23%	Turkey	10%	3%
	EE	USA	44%	Russia	20%	Norway	6%	4%
	IE	USA	54%	Russia	6%	China	6%	4%
	EL	USA	47%	Russia	19%	China	10%	2%
	ES	USA	41%	China	5%	Russia	4%	3%
	FR	USA	45%	Russia	10%	China/Turkey	7%	6%
	IT	USA	40%	Russia	8%	Switzerland	6%	14%
	CY	USA	42%	Russia	20%	Turkey	8%	1%
	LV	Russia	51%	USA	30%	China	7%	3%
	LT	USA/Russia	27%	Norway	4%	China/Switzerland	3%	6%
	LU	USA	45%	Russia/Switzerland	13%	Turkey	11%	3%
	HU	USA	34%	Russia	14%	China	9%	5%
	MT	USA	43%	Russia/China	7%	Turkey	3%	0%
	NL	USA	59%	Russia	21%	Turkey	16%	8%
	AT	USA	34%	Russia	17%	Switzerland	15%	10%
	PL	USA	40%	Russia	9%	China/Switzerland	2%	5%
	PT	USA	39%	China	5%	Russia	3%	3%
	RO	USA	35%	Russia	13%	China	6%	6%
	SI	USA	36%	Russia	19%	Switzerland	7%	4%
	SK	USA	28%	Russia	20%	Switzerland	7%	12%
	FI	USA	43%	Russia	43%	China	9%	5%
	SE	USA	74%	Russia	29%	China	20%	1%
	UK	USA	48%	Canada	6%	Russia	5%	4%

Legend : Open/Umprompted question

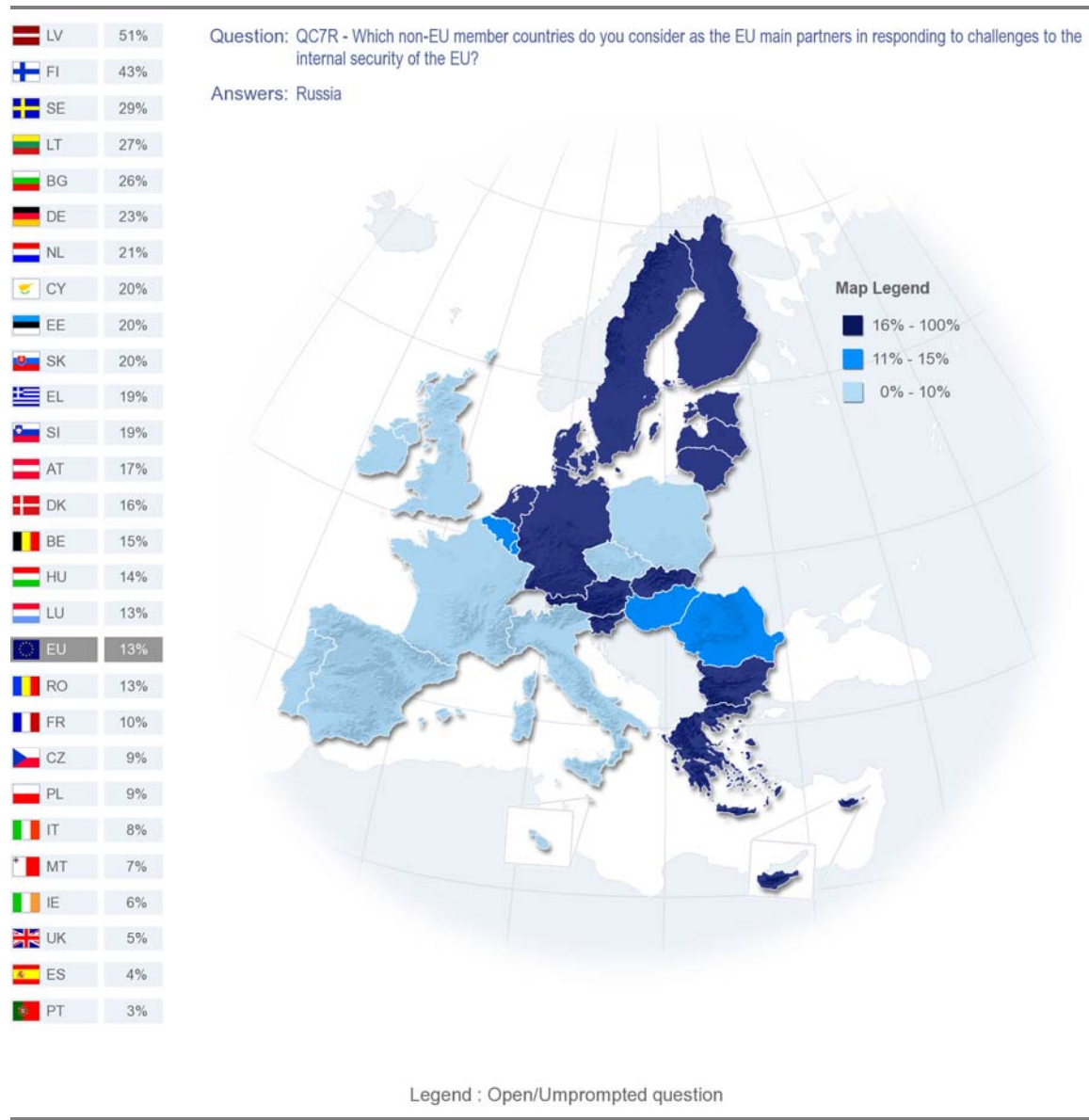
The third choice of security partner shows more variation. Across Europe, China ranks as the third most important security partner of the EU, and it is also the third choice of respondents in 12 Member States. One in five respondents in Sweden (20%) identified China as an important security partner - the highest response in Europe, and 9 points higher than the next highest country (Denmark, 11%). In contrast China is mentioned as a security partner by 2% of respondents in Poland and 3% of respondents in Lithuania.

Although at EU level Turkey ranks fourth (5% - one point behind China) respondents in seven Member States ranked Turkey as their third most important security partner. Turkey is most likely to be mentioned by respondents in the Netherlands (16%), Bulgaria (14%) and Luxembourg (11%). No respondents in Slovakia or Portugal mentioned Turkey as an important EU security partner.

Other countries that were third choices are Switzerland (6 Member States), Russia (four Member States) and Norway (one Member State).

When Member States where the largest proportion of respondents mentioned Russia are compared with those where the largest proportion of respondents mentioned the US, a clear East / West pattern emerges (see following two maps).

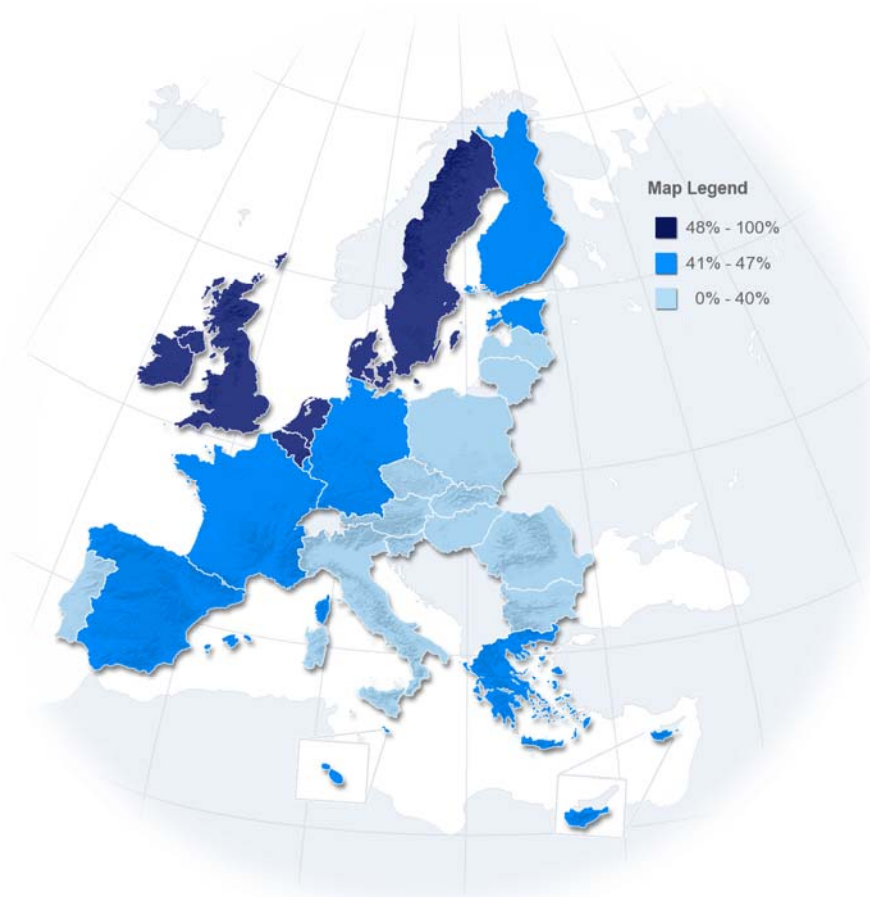
Respondents in the Nordic region and the Baltic States, like countries in Eastern and Central Europe including Germany, are more likely to identify Russia as a security partner than those in more western areas of Europe. Respondents mentioning the US are much more likely to be found in the western areas of Europe, although this response is high in some eastern and Nordic countries.



	DK	78%
	SE	74%
	NL	59%
	BE	54%
	IE	54%
	UK	48%
	EL	47%
	DE	46%
	LU	45%
	FR	45%
	EE	44%
	EU	44%
	FI	43%
	MT	43%
	CY	42%
	ES	41%
	IT	40%
	PL	40%
	PT	39%
	SI	36%
	BG	35%
	RO	35%
	HU	34%
	AT	34%
	LV	30%
	SK	28%
	LT	27%
	CZ	26%

Question: QC7R - Which non-EU member countries do you consider as the EU main partners in responding to challenges to the internal security of the EU?

Answers: USA



Legend : Open/Unprompted question

Socio-demographics

- Men are more likely to mention the US than women (48% vs 40%)
- Respondents aged 55+ are less likely than younger age groups to mention the US, and more likely to say they 'don't know'. There is no difference in their responses for other countries
- The longer respondents stayed in education, the more likely they are to mention the US and/or Russia as a partner
- Managers are the most likely to mention Russia, most strikingly when compared to housepersons (19% vs 9%). The same pattern applies to the US (managers: 53%, housepersons: 31%)
- Respondents who think that internal EU security is linked to external events are more likely to mention the US than those who see no link (50% vs 37%)

CONCLUSION

The results of this survey highlight the fact that Europeans are aware of a wide range of challenges to both national and European Union internal security. Economic and financial crises dominate the thoughts of many Europeans, and they are the most mentioned threats to both national and European internal security. Although terrorism is more often mentioned as a challenge to EU security than national security, it is viewed as one of the most important challenges to security at both national and European level. Organised crime, poverty and irregular immigration are also frequently mentioned as challenges to security both nationally and in Europe as a whole.

There is scope for more action to be taken to meet these threats, with only around half of Europeans thinking that enough is being done to fight tackle these challenges at a national and European level.

Deeper exploration of the issues Europeans perceive as security challenges illustrates the wide diversity of opinion across Europe. In some cases more than 40 points separate respondents in individual Member States when it comes to identifying important challenges. This diversity is more evident when looking at the perceived main challenges to national security, with eight different challenges coming top in at least one country. In contrast, there is a greater consensus when it comes to the main challenges to EU internal security - all but one country indicating either financial and economic crisis or terrorism as the most important challenge to EU internal security.

When asked specifically to consider the five challenges set out in the Internal Security Strategy in Action - terrorism, organised crime, natural and man-made disasters, cybercrime and the security of EU borders - at least eight out of ten respondents agree that all of these are important challenges to the internal security of the EU. Cybercrime is seen as the challenge most likely to increase over the next three years. Furthermore, a majority agree that terrorism and organised crime are very important challenges.

For the most part views on security are not divided along socio-demographic lines. There are few major differences in the views of men and women, and only a few notable differences across age, education and occupational lines. What the results do show are patterns of response reflecting other opinions. If Europeans think one of the five challenges is important, they are more likely to consider that the other four challenges are also important.

Europeans are most likely to say that the US is the EU's main partner in security, although Russia, China and Turkey are also frequently mentioned. Russia is more likely to be mentioned as a security partner by respondents living in the Nordic and Baltic regions, and in countries in Eastern and Central Europe, while respondents living in Western Europe are more likely to nominate the US.

The majority of Europeans agree that the five key challenges are indeed important to the security of the European Union, and many believe the threats from these challenges will increase during the next three years.

ANNEXES

TECHNICAL SPECIFICATIONS

SPECIAL EUROBAROMETER 371

“Internal security”

TECHNICAL SPECIFICATIONS

Between the 4th of June and the 19th of June 2011, TNS Opinion & Social, a consortium created between TNS plc and TNS opinion, carried out the wave 75.4 of the EUROBAROMETER, on request of the EUROPEAN COMMISSION, Directorate-General for Communication, “Research and Speechwriting”.

The SPECIAL EUROBAROMETER 371 is part of wave 75.4 and covers the population of the respective nationalities of the European Union Member States, resident in each of the Member States and aged 15 years and over. The basic sample design applied in all states is a multi-stage, random (probability) one. In each country, a number of sampling points was drawn with probability proportional to population size (for a total coverage of the country) and to population density.

In order to do so, the sampling points were drawn systematically from each of the “administrative regional units”, after stratification by individual unit and type of area. They thus represent the whole territory of the countries surveyed according to the EUROSTAT NUTS II (or equivalent) and according to the distribution of the resident population of the respective nationalities in terms of metropolitan, urban and rural areas. In each of the selected sampling points, a starting address was drawn, at random. Further addresses (every Nth address) were selected by standard “random route” procedures, from the initial address. In each household, the respondent was drawn, at random (following the “closest birthday rule”). All interviews were conducted face-to-face in people’s homes and in the appropriate national language. As far as the data capture is concerned, CAPI (*Computer Assisted Personal Interview*) was used in those countries where this technique was available.

ABBREVIATIONS	COUNTRIES	INSTITUTES	N° INTERVIEWS	FIELDWORK DATES		POPULATION 15+
BE	Belgium	TNS Dimarso	1.025	04/06/2011	19/06/2011	8.939.546
BG	Bulgaria	TNS BBSS	1.002	04/06/2011	13/06/2011	6.537.510
CZ	Czech Rep.	TNS Aisa	1.019	04/06/2011	16/06/2011	9.012.443
DK	Denmark	TNS Gallup DK	1.012	04/06/2011	19/06/2011	4.561.264
DE	Germany	TNS Infratest	1.572	04/06/2011	19/06/2011	64.409.146
EE	Estonia	Emor	1.001	04/06/2011	19/06/2011	945.733
IE	Ireland	Ipsos MRBI	1.016	04/06/2011	17/06/2011	3.522.000
EL	Greece	TNS ICAP	1.000	04/06/2011	17/06/2011	8.693.566
ES	Spain	TNS Demoscopia	1.004	04/06/2011	19/06/2011	39.035.867
FR	France	TNS Sofres	1.068	07/06/2011	19/06/2011	47.756.439
IT	Italy	TNS Infratest	1.044	04/06/2011	18/06/2011	51.862.391
CY	Rep. of Cyprus	Synovate	504	04/06/2011	19/06/2011	660.400
LV	Latvia	TNS Latvia	1.019	04/06/2011	19/06/2011	1.447.866
LT	Lithuania	TNS Gallup Lithuania	1.026	04/06/2011	16/06/2011	2.829.740
LU	Luxembourg	TNS ILReS	507	04/06/2011	17/06/2011	404.907
HU	Hungary	TNS Hungary	1.004	04/06/2011	19/06/2011	8.320.614
MT	Malta	MISCO	500	04/06/2011	18/06/2011	335.476
NL	Netherlands	TNS NIPO	1.001	04/06/2011	19/06/2011	13.371.980
AT	Austria	Österreichisches Gallup-Institut	1.005	04/06/2011	19/06/2011	7.009.827
PL	Poland	TNS OBOP	1.000	04/06/2011	19/06/2011	32.413.735
PT	Portugal	TNS EUROTESTE	1.048	04/06/2011	19/06/2011	8.080.915
RO	Romania	TNS CSOP	1.075	04/06/2011	15/06/2011	18.246.731
SI	Slovenia	RM PLUS	1.019	04/06/2011	19/06/2011	1.759.701
SK	Slovakia	TNS Slovakia	1.000	04/06/2011	17/06/2011	4.549.955
FI	Finland	TNS Gallup Oy	1.008	04/06/2011	19/06/2011	4.440.004
SE	Sweden	TNS GALLUP	1.019	04/06/2011	19/06/2011	7.791.240
UK	United Kingdom	TNS UK	1.342	04/06/2011	19/06/2011	51.848.010
TOTAL EU27			26.840	04/06/2011	19/06/2011	408.787.006

For each country a comparison between the sample and the universe was carried out. The Universe description was derived from Eurostat population data or from national statistics offices. For all countries surveyed, a national weighting procedure, using marginal and intercellular weighting, was carried out based on this Universe description. In all countries, gender, age, region and size of locality were introduced in the iteration procedure. For international weighting (i.e. EU averages), TNS Opinion & Social applies the official population figures as provided by EUROSTAT or national statistic offices. The total population figures for input in this post-weighting procedure are listed above.

Readers are reminded that survey results are estimations, the accuracy of which, everything being equal, rests upon the sample size and upon the observed percentage. With samples of about 1,000 interviews, the real percentages vary within the following confidence limits:

Observed percentages	10% or 90%	20% or 80%	30% or 70%	40% or 60%	50%
Confidence limits	± 1.9 points	± 2.5 points	± 2.7 points	± 3.0 points	± 3.1 points

QUESTIONNAIRE

C. INTERNAL SECURITY

ASK ALL

QC1 What do you think are the most important challenges to the security of (NATIONALITY) citizens at the moment?

(DO NOT SHOW CARD – DO NOT READ OUT – MAX.3 ANSWERS)

	(355-370)
Organised Crime	1,
Terrorism	2,
Cybercrime	3,
Insecurity of EU borders	4,
Natural disasters	5,
Corruption	6,
Economic and financial crises	7,
Illegal immigration	8,
Nuclear disasters	9,
Environmental issues/ Climate change	10,
Religious extremism	11,
Poverty	12,
Civil wars and wars	13,
Petty crime	14,
Other (SPONTANEOUS)	15,
DK	16,

NEW

C. SECURITE INTERIEURE

A TOUS

QC1 Quels sont d'après vous, les principaux défis à la sécurité des citoyens (NATIONALITE) en ce moment ?

(NE PAS MONTRER CARTE – NE PAS LIRE – MAX.3 REPOSES)

	(355-370)
Le crime organisé	1,
Le terrorisme	2,
La cybercriminalité	3,
L'insécurité des frontières de l'UE	4,
Les catastrophes naturelles	5,
La corruption	6,
Les crises économiques et financières	7,
L'immigration illégale	8,
Les catastrophes nucléaires	9,
Les problèmes environnementaux/ Le changement climatique	10,
L'extrémisme religieux	11,
La pauvreté	12,
Les guerres civiles et les guerres	13,
La petite délinquance	14,
Autre (SPONTANE)	15,
NSP	16,

NEW

--

QC2 And what do you think are the most important challenges to the security of EU citizens at the moment?

(DO NOT SHOW CARD – DO NOT READ OUT – MAX.3 ANSWERS)

(371-386)	
Organised Crime	1,
Terrorism	2,
Cybercrime	3,
Insecurity of EU borders	4,
Natural disasters	5,
Corruption	6,
Economic and financial crises	7,
Illegal immigration	8,
Nuclear disasters	9,
Environmental issues/ Climate change	10,
Religious extremism	11,
Poverty	12,
Civil wars and wars	13,
Petty crime	14,
Other (SPONTANEOUS)	15,
DK	16,

NEW

--

QC3 In your opinion, how important or not important are currently the following challenges to the internal security of the EU?

(SHOW CARD WITH SCALE – ONE ANSWER PER LINE)

	(READ OUT – ROTATE)	Very important	Fairly important	Not very important	Not at all important	DK
--	---------------------	----------------	------------------	--------------------	----------------------	----

(387)	1	Organised crime	1	2	3	4	5
(388)	2	Terrorism	1	2	3	4	5
(389)	3	Cybercrime	1	2	3	4	5
(390)	4	Insecurity of EU borders	1	2	3	4	5
(391)	5	Natural and man-made disasters	1	2	3	4	5

NEW

--

QC2 Et quels sont d'après vous, les principaux défis à la sécurité des citoyens de l'UE en ce moment ?

(NE PAS MONTRER CARTE – NE PAS LIRE – MAX.3 REPONSES)

(371-386)	
Le crime organisé	1,
Le terrorisme	2,
La cybercriminalité	3,
L'insécurité des frontières de l'UE	4,
Les catastrophes naturelles	5,
La corruption	6,
Les crises économiques et financières	7,
L'immigration illégale	8,
Les catastrophes nucléaires	9,
Les problèmes environnementaux/ Le changement climatique	10,
L'extrémisme religieux	11,
La pauvreté	12,
Les guerres civiles et les guerres	13,
La petite délinquance	14,
Autre (SPONTANE)	15,
NSP	16,

NEW

--

QC3 Selon vous, dans quelle mesure les défis suivants à la sécurité intérieure de l'UE sont-ils importants ou pas importants actuellement ?

(MONTRER CARTE AVEC ECHELLE – UNE REPONSE PAR LIGNE)

	(LIRE – ROTATION)	Très importants	Plutôt importants	Pas très importants	Pas du tout importants	NSP
--	-------------------	-----------------	-------------------	---------------------	------------------------	-----

(387)	1	Le crime organisé	1	2	3	4	5
(388)	2	Le terrorisme	1	2	3	4	5
(389)	3	La cybercriminalité	1	2	3	4	5
(390)	4	L'insécurité des frontières de l'UE	1	2	3	4	5
(391)	5	Les catastrophes naturelles et celles causées par l'homme	1	2	3	4	5

NEW

--

QC4 Compared to the current situation, would you say that the following challenges to the internal security of the EU will increase, decrease or remain unchanged over the next three years?

(SHOW CARD WITH SCALE – ONE ANSWER PER LINE)

	(READ OUT – ROTATE)	Will increase	Will decrease	Will remain unchanged	DK
--	---------------------	---------------	---------------	-----------------------	----

(392)	1	Organised Crime	1	2	3	4
(393)	2	Terrorism	1	2	3	4
(394)	3	Cybercrime	1	2	3	4
(395)	4	Insecurity of EU borders	1	2	3	4
(396)	5	Natural and man-made disasters	1	2	3	4

NEW

--

QC5a To what extent do you agree or disagree with each of the following statements? The EU is doing enough to...

(SHOW CARD WITH SCALE – ONE ANSWER PER LINE)

	(READ OUT – ROTATE)	Totally agree	Tend to agree	Tend to disagree	Totally disagree	DK
--	---------------------	---------------	---------------	------------------	------------------	----

(397)	1	Fight organised crime	1	2	3	4	5
(398)	2	Fight terrorism	1	2	3	4	5
(399)	3	Fight cybercrime	1	2	3	4	5
(400)	4	Secure EU borders	1	2	3	4	5
(401)	5	Manage natural and man-made disasters	1	2	3	4	5

NEW

--

QC4 Par rapport à la situation actuelle, pensez-vous que les défis suivants à la sécurité intérieure de l'UE vont augmenter, vont diminuer ou vont rester inchangés dans les trois années à venir ?

(MONTRER CARTE AVEC ECHELLE – UNE REPONSE PAR LIGNE)

	(LIRE – ROTATION)	Vont augmenter	Vont diminuer	Vont rester inchangés	NSP
--	-------------------	----------------	---------------	-----------------------	-----

(392)	1	Le crime organisé	1	2	3	4
(393)	2	Le terrorisme	1	2	3	4
(394)	3	La cybercriminalité	1	2	3	4
(395)	4	L'insécurité des frontières de l'UE	1	2	3	4
(396)	5	Les catastrophes naturelles et celles causées par l'homme	1	2	3	4

NEW

--

QC5a Dans quelle mesure êtes-vous d'accord ou pas d'accord avec chacune des propositions suivantes ? L'UE en fait assez pour ...

(MONTRER CARTE AVEC ECHELLE – UNE REPONSE PAR LIGNE)

	(LIRE – ROTATION)	Tout à fait d'accord	Plutôt d'accord	Plutôt pas d'accord	Pas du tout d'accord	NSP
--	-------------------	----------------------	-----------------	---------------------	----------------------	-----

(397)	1	Lutter contre le crime organisé	1	2	3	4	5
(398)	2	Lutter contre le terrorisme	1	2	3	4	5
(399)	3	Lutter contre la cybercriminalité	1	2	3	4	5
(400)	4	Sécuriser les frontières de l'UE	1	2	3	4	5
(401)	5	Gérer les catastrophes naturelles et celles causées par l'homme	1	2	3	4	5

NEW

QC5b To what extent do you agree or disagree with each of the following statements? (OUR COUNTRY) is doing enough to...

(SHOW CARD WITH SCALE – ONE ANSWER PER LINE)

	(READ OUT – ROTATE)	Totally agree	Tend to agree	Tend to disagree	Totally disagree	DK
--	---------------------	---------------	---------------	------------------	------------------	----

(402)	1	Fight organised crime	1	2	3	4	5
(403)	2	Fight terrorism	1	2	3	4	5
(404)	3	Fight cybercrime	1	2	3	4	5
(405)	4	Secure EU borders	1	2	3	4	5
(406)	5	Manage natural and man-made disasters	1	2	3	4	5

NEW

QC6 To what extent do you believe that the internal security of the EU is linked to events and developments that take place outside the EU?

(READ OUT – ONE ANSWER ONLY)

	(407)
Very much linked	1
Somewhat linked	2
Not very much linked	3
Not at all linked	4
DK	5

NEW

QC5b Dans quelle mesure êtes-vous d'accord ou pas d'accord avec chacune des propositions suivantes ? (NOTRE PAYS) en fait assez pour ...

(MONTER CARTE AVEC ECHELLE – UNE REPONSE PAR LIGNE)

	(LIRE – ROTATION)	Tout à fait d'accord	Plutôt d'accord	Plutôt pas d'accord	Pas du tout d'accord	NSP
--	-------------------	----------------------	-----------------	---------------------	----------------------	-----

(402)	1	Lutter contre le crime organisé	1	2	3	4	5
(403)	2	Lutter contre le terrorisme	1	2	3	4	5
(404)	3	Lutter contre la cybercriminalité	1	2	3	4	5
(405)	4	Sécuriser les frontières de l'UE	1	2	3	4	5
(406)	5	Gérer les crises et les désastres naturels et ceux causés par l'homme	1	2	3	4	5

NEW

QC6 Dans quelle mesure pensez-vous que la sécurité intérieure de l'UE est liée à des événements et des développements qui se passent en dehors de l'UE ?

(LIRE – UNE SEULE REPONSE)

	(407)
Beaucoup liée	1
Plutôt liée	2
Pas beaucoup liée	3
Pas du tout liée	4
NSP	5

NEW

--

--

QC7	Which non-EU member countries do you consider as the EU main partners in responding to challenges to the internal security of the EU?
-----	---

QC7	Quels pays non-membres de l'UE considérez-vous comme les principaux partenaires de l'UE pour répondre aux défis à la sécurité intérieure de l'UE ?
-----	--

(WRITE DOWN – CODE AT THE OFFICE – MAX. 3 ANSWERS)		
--	--	--

3	2	(408,409-414)
---	---	---------------

--

NEW

(NOTER EN CLAIR – CODER AU BUREAU – MAX.3 REPONSES)		
---	--	--

3	2	(408,409-414)
---	---	---------------

--





























NEW

TABLES

QC1 Quels sont d'après vous, les principaux défis à la sécurité des citoyens (NATIONALITE) en ce moment ? (NE PAS MONTRER CARTE – NE PAS LIRE – MAX.3 REponses)

QC1 What do you think are the most important challenges to the security of (NATIONALITY) citizens at the moment? (DO NOT SHOW CARD – DO NOT READ OUT – MAX.3 ANSWERS)





























QC1 Was sind Ihrer Meinung nach derzeit die wichtigsten Herausforderungen in Bezug auf die Sicherheit der (NATIONALEN) Bürger? (LISTE NICHT ZEIGEN - NICHT VORLESEN - MAX. 3 NENNUNGEN)

		Le crime organisé	Le terrorisme	La cybercriminalité	L'insécurité des frontières de l'UE	Les catastrophes naturelles	La corruption
		Organised Crime	Terrorism	Cybercrime	Insecurity of EU borders	Natural disasters	Corruption
		Organisierte Kriminalität	Terrorismus	Computer- / Internetkriminalität	Mangelnde Sicherheit an den EU-Grenzen	Naturkatastrophen	Korruption
%		EB 75.4	EB 75.4	EB 75.4	EB 75.4	EB 75.4	EB 75.4
	EU 27	22	25	10	6	11	18
	BE	15	20	10	7	11	8
	BG	23	4	0	1	10	24
	CZ	39	14	16	6	22	38
	DK	19	55	4	5	5	2
	DE	32	34	27	7	12	14
	EE	9	9	9	12	5	11
	IE	45	10	6	2	5	25
	EL	13	7	2	10	6	39
	ES	11	38	4	3	10	37
	FR	7	16	4	3	7	7
	IT	31	26	8	8	13	19
	CY	28	6	7	8	5	21
	LV	13	2	2	2	3	28
	LT	25	5	7	2	9	42
	LU	13	4	4	6	6	5
	HU	20	5	3	3	20	27
	MT	20	6	9	5	5	27
	NL	23	26	22	6	8	7
	AT	39	11	16	19	20	9
	PL	13	9	3	1	16	11
	PT	24	9	3	7	7	30
	RO	14	14	4	3	19	56
	SI	31	3	4	1	17	47
	SK	24	11	5	3	46	31
	FI	22	16	8	9	11	2
	SE	23	30	6	1	7	3
	UK	25	47	11	8	3	6

QC1 Quels sont d'après vous, les principaux défis à la sécurité des citoyens (NATIONALITE) en ce moment ? (NE PAS MONTRER CARTE – NE PAS LIRE – MAX.3 REPNSES)

QC1 What do you think are the most important challenges to the security of (NATIONALITY) citizens at the moment? (DO NOT SHOW CARD – DO NOT READ OUT – MAX.3 ANSWERS)





























QC1 Was sind Ihrer Meinung nach derzeit die wichtigsten Herausforderungen in Bezug auf die Sicherheit der (NATIONALEN) Bürger? (LISTE NICHT ZEIGEN - NICHT VORLESEN - MAX. 3 NENNUNGEN)

		Les crises économiques et financières	L'immigration illégale	Les catastrophes nucléaires	Les problèmes environnementaux/ Le changement climatique	L'extrémisme religieux
		Economic and financial crises	Illegal immigration	Nuclear disasters	Environmental issues/ Climate change	Religious extremism
		Wirtschafts- und Finanzkrisen	Illegale Einwanderung	Atomkatastrophen	Umweltprobleme/ Klimawandel	Religiöser Extremismus
%		EB 75.4	EB 75.4	EB 75.4	EB 75.4	EB 75.4
	EU 27	33	13	8	11	6
	BE	32	23	9	16	11
	BG	48	1	2	4	2
	CZ	38	10	8	12	4
	DK	30	9	4	19	11
	DE	28	8	19	20	10
	EE	22	3	3	6	1
	IE	61	8	4	9	1
	EL	56	28	4	7	1
	ES	57	16	5	7	4
	FR	15	10	7	8	7
	IT	44	24	10	13	5
	CY	54	55	1	7	1
	LV	27	2	1	4	0
	LT	41	4	6	6	0
	LU	16	11	7	9	1
	HU	52	4	4	16	1
	MT	27	38	1	12	3
	NL	22	7	6	20	15
	AT	40	23	14	21	6
	PL	22	1	2	4	1
	PT	41	6	4	6	2
	RO	41	2	6	9	1
	SI	46	2	3	15	2
	SK	40	3	9	14	1
	FI	27	12	15	14	2
	SE	17	3	9	21	6
	UK	24	23	2	7	10

QC1 Quels sont d'après vous, les principaux défis à la sécurité des citoyens (NATIONALITE) en ce moment ?
(NE PAS MONTRER CARTE – NE PAS LIRE – MAX.3 REPONSES)

QC1 What do you think are the most important challenges to the security of (NATIONALITY) citizens at the moment? (DO NOT SHOW CARD – DO NOT READ OUT – MAX.3 ANSWERS)





























QC1 Was sind Ihrer Meinung nach derzeit die wichtigsten Herausforderungen in Bezug auf die Sicherheit der (NATIONALEN) Bürger? (LISTE NICHT ZEIGEN - NICHT VORLESEN - MAX. 3 NENNUNGEN)

		La pauvreté	Les guerres civiles et les guerres	La petite délinquance	Autre (SPONTANE)	NSP
		Poverty	Civil wars and wars	Petty crime	Other (SPONTANEOUS)	DK
		Armut	Kriege und Bürgerkriege	Kleinkriminalität	Sonstige (SPONTAN)	WN
%		EB 75.4	EB 75.4	EB 75.4	EB 75.4	EB 75.4
	EU 27	24	4	13	9	8
	BE	27	3	31	12	2
	BG	60	1	26	19	2
	CZ	16	5	8	3	4
	DK	5	5	6	21	4
	DE	19	5	9	6	4
	EE	17	4	12	19	14
	IE	30	2	17	5	3
	EL	50	3	15	4	0
	ES	35	4	7	2	2
	FR	20	3	31	26	19
	IT	18	9	7	2	2
	CY	15	1	15	26	0
	LV	41	2	23	5	16
	LT	41	2	17	8	6
	LU	10	1	37	21	11
	HU	51	1	9	8	2
	MT	15	5	12	9	10
	NL	14	3	31	26	4
	AT	20	3	15	3	4
	PL	21	4	7	6	27
	PT	42	4	11	2	7
	RO	55	5	4	2	4
	SI	30	1	6	9	3
	SK	36	3	20	2	1
	FI	11	4	10	27	8
	SE	4	3	5	27	9
	UK	14	3	9	6	9

QC2 Et quels sont d'après vous, les principaux défis à la sécurité des citoyens de l'UE en ce moment ? (NE PAS MONTRER CARTE – NE PAS LIRE – MAX.3 REPONSES)

QC2 And what do you think are the most important challenges to the security of EU citizens at the moment? (DO NOT SHOW CARD – DO NOT READ OUT – MAX.3 ANSWERS)





























QC2 Und was sind Ihrer Meinung nach derzeit die wichtigsten Herausforderungen in Bezug auf die Sicherheit der EU-Bürger? (LISTE NICHT ZEIGEN - NICHT VORLESEN - MAX. 3 NENNUNGEN)

		Le crime organisé	Le terrorisme	La cybercriminalité	L'insécurité des frontières de l'UE	Les catastrophes naturelles	La corruption
		Organised Crime	Terrorism	Cybercrime	Insecurity of EU borders	Natural disasters	Corruption
		Organisierte Kriminalität	Terrorismus	Computer-/Internetkriminalität	Mangelnde Sicherheit an den EU-Grenzen	Naturkatastrophen	Korruption
%		EB 75.4	EB 75.4	EB 75.4	EB 75.4	EB 75.4	EB 75.4
	EU 27	21	33	9	10	11	15
	BE	19	31	11	12	15	11
	BG	15	41	1	2	19	8
	CZ	33	40	14	9	22	20
	DK	18	53	3	10	7	4
	DE	34	39	20	13	12	15
	EE	8	32	8	6	10	5
	IE	42	28	8	10	10	18
	EL	16	17	7	18	14	29
	ES	14	39	4	10	9	35
	FR	7	23	4	8	6	5
	IT	23	33	10	12	14	17
	CY	35	16	9	15	8	16
	LV	13	28	5	7	15	11
	LT	20	27	7	5	17	20
	LU	19	18	6	7	8	6
	HU	22	23	5	10	22	15
	MT	16	27	7	7	10	11
	NL	25	33	14	13	9	11
	AT	44	18	16	26	18	10
	PL	11	18	2	1	13	9
	PT	28	23	4	11	9	21
	RO	23	38	6	6	17	30
	SI	32	24	5	3	16	29
	SK	27	38	7	5	36	16
	FI	24	33	6	11	12	2
	SE	20	38	4	3	9	5
	UK	20	41	9	12	3	11

QC2 Et quels sont d'après vous, les principaux défis à la sécurité des citoyens de l'UE en ce moment ? (NE PAS MONTRER CARTE – NE PAS LIRE – MAX.3 REPONSES)

QC2 And what do you think are the most important challenges to the security of EU citizens at the moment? (DO NOT SHOW CARD – DO NOT READ OUT – MAX.3 ANSWERS)





























QC2 Und was sind Ihrer Meinung nach derzeit die wichtigsten Herausforderungen in Bezug auf die Sicherheit der EU-Bürger? (LISTE NICHT ZEIGEN - NICHT VORLESEN - MAX. 3 NENNUNGEN)

		Les crises économiques et financières	L'immigration illégale	Les catastrophes nucléaires	Les problèmes environnementaux/ Le changement climatique	L'extrémisme religieux
		Economic and financial crises	Illegal immigration	Nuclear disasters	Environmental issues/ Climate change	Religious extremism
		Wirtschafts- und Finanzkrisen	Illegale Einwanderung	Atomkatastrophen	Umweltprobleme/Klimawandel	Religiöser Extremismus
%		EB 75.4	EB 75.4	EB 75.4	EB 75.4	EB 75.4
	EU 27	34	16	10	12	6
	BE	31	24	10	18	12
	BG	41	11	7	11	4
	CZ	33	12	14	9	8
	DK	36	12	4	17	11
	DE	34	13	19	18	7
	EE	21	10	4	5	6
	IE	53	12	6	15	3
	EL	59	24	11	16	1
	ES	56	19	8	10	4
	FR	17	15	7	8	7
	IT	41	25	15	15	6
	CY	58	32	7	13	2
	LV	17	18	3	7	3
	LT	29	11	11	12	2
	LU	22	17	10	11	3
	HU	50	12	7	22	3
	MT	28	29	7	14	2
	NL	30	12	7	17	15
	AT	35	24	20	22	9
	PL	21	3	3	5	1
	PT	36	9	6	8	3
	RO	35	8	12	14	3
	SI	43	10	8	18	2
	SK	41	8	11	16	4
	FI	33	17	13	16	5
	SE	31	2	8	20	6
	UK	24	22	2	6	10

QC2 Et quels sont d'après vous, les principaux défis à la sécurité des citoyens de l'UE en ce moment ? (NE PAS MONTRER CARTE – NE PAS LIRE – MAX.3 REPONSES)

QC2 And what do you think are the most important challenges to the security of EU citizens at the moment? (DO NOT SHOW CARD – DO NOT READ OUT – MAX.3 ANSWERS)

QC2 Und was sind Ihrer Meinung nach derzeit die wichtigsten Herausforderungen in Bezug auf die Sicherheit der EU-Bürger? (LISTE NICHT ZEIGEN - NICHT VORLESEN - MAX. 3 NENNUNGEN)

		La pauvreté	Les guerres civiles et les guerres	La petite délinquance	Autre (SPONTANE)	NSP
		Poverty	Civil wars and wars	Petty crime	Other (SPONTANEOUS)	DK
		Armut	Kriege und Bürgerkriege	Kleinkriminalität	Sonstige (SPONTAN)	WN
%		EB 75.4	EB 75.4	EB 75.4	EB 75.4	EB 75.4
	EU 27	18	7	5	6	11
	BE	22	6	12	9	3
	BG	14	10	4	8	11
	CZ	11	7	3	1	5
	DK	6	7	3	15	5
	DE	16	7	4	3	5
	EE	11	6	3	9	19
	IE	22	5	7	2	5
	EL	37	6	4	2	1
	ES	26	5	5	1	4
	FR	15	5	11	18	27
	IT	18	11	3	1	2
	CY	20	3	8	12	2
	LV	13	5	5	2	22
	LT	18	6	7	5	16
	LU	11	3	17	16	12
	HU	30	2	4	3	5
	MT	12	12	2	5	16
	NL	12	4	11	18	5
	AT	18	7	4	2	4
	PL	12	6	2	3	34
	PT	31	4	3	1	13
	RO	30	11	2	1	7
	SI	22	3	3	5	5
	SK	21	6	5	3	2
	FI	12	6	3	20	6
	SE	6	7	2	20	11
	UK	14	5	4	5	17

QC3.1 Selon vous, dans quelle mesure les défis suivants à la sécurité intérieure de l'UE sont-ils importants ou pas importants actuellement ?





























Le crime organisé

QC3.1 In your opinion, how important or not important are currently the following challenges to the internal security of the EU?

Organised crime

QC3.1 Wie wichtig oder unwichtig sind Ihrer Meinung nach derzeit die folgenden Herausforderungen in Bezug auf die innere Sicherheit in der EU?

Organisierte Kriminalität

		Très important	Plutôt important	Plutôt pas important	Pas du tout important	NSP	Total 'Important'	Total 'Pas important'
		Very important	Fairly important	Not very important	Not at all important	DK	Total 'Important'	Total 'Not important'
		Sehr wichtig	Ziemlich wichtig	Nicht so wichtig	Überhaupt nicht wichtig	WN	Gesamt 'Wichtig'	Gesamt 'Nicht wichtig'
%		EB 75.4	EB 75.4	EB 75.4	EB 75.4	EB 75.4	EB 75.4	EB 75.4
	EU 27	54	37	5	1	3	91	6
	BE	47	44	8	1	0	91	9
	BG	72	23	2	0	3	95	2
	CZ	69	29	1	0	1	98	1
	DK	40	48	10	1	1	88	11
	DE	64	30	4	1	1	94	5
	EE	40	47	11	0	2	87	11
	IE	68	26	1	0	5	94	1
	EL	57	36	5	0	2	93	5
	ES	53	37	6	1	3	90	7
	FR	45	40	9	2	4	85	11
	IT	54	39	4	1	2	93	5
	CY	71	25	2	1	1	96	3
	LV	49	43	6	0	2	92	6
	LT	46	48	3	0	3	94	3
	LU	51	38	8	1	2	89	9
	HU	63	31	5	0	1	94	5
	MT	58	34	2	0	6	92	2
	NL	51	40	7	1	1	91	8
	AT	62	33	3	1	1	95	4
	PL	45	46	4	0	5	91	4
	PT	43	52	3	0	2	95	3
	RO	38	46	5	1	10	84	6
	SI	52	41	5	1	1	93	6
	SK	58	38	3	0	1	96	3
	FI	59	35	5	0	1	94	5
	SE	59	35	5	0	1	94	5
	UK	61	31	4	0	4	92	4

QC3.2 Selon vous, dans quelle mesure les défis suivants à la sécurité intérieure de l'UE sont-ils importants ou pas importants actuellement ?





























Terrorisme

QC3.2 In your opinion, how important or not important are currently the following challenges to the internal security of the EU?

Terrorism

QC3.2 Wie wichtig oder unwichtig sind Ihrer Meinung nach derzeit die folgenden Herausforderungen in Bezug auf die innere Sicherheit in der EU?

Terrorismus

		Très important	Plutôt important	Plutôt pas important	Pas du tout important	NSP	Total 'Important'	Total 'Pas important'
		Very important	Fairly important	Not very important	Not at all important	DK	Total 'Important'	Total 'Not important'
		Sehr wichtig	Ziemlich wichtig	Nicht so wichtig	Überhaupt nicht wichtig	WN	Gesamt 'Wichtig'	Gesamt 'Nicht wichtig'
%		EB 75.4	EB 75.4	EB 75.4	EB 75.4	EB 75.4	EB 75.4	EB 75.4
	EU 27	58	33	6	1	2	91	7
	BE	48	36	13	3	0	84	16
	BG	80	16	2	0	2	96	2
	CZ	70	25	4	0	1	95	4
	DK	48	33	16	2	1	81	18
	DE	62	29	7	2	0	91	9
	EE	47	40	11	1	1	87	12
	IE	67	24	4	0	5	91	4
	EL	54	35	8	2	1	89	10
	ES	59	34	5	1	1	93	6
	FR	58	30	7	2	3	88	9
	IT	56	37	4	1	2	93	5
	CY	66	24	8	1	1	90	9
	LV	50	39	8	1	2	89	9
	LT	44	45	6	1	4	89	7
	LU	48	34	13	4	1	82	17
	HU	57	35	6	1	1	92	7
	MT	64	28	2	1	5	92	3
	NL	48	36	14	1	1	84	15
	AT	49	41	8	1	1	90	9
	PL	43	45	6	1	5	88	7
	PT	42	50	5	0	3	92	5
	RO	46	38	6	1	9	84	7
	SI	41	41	14	2	2	82	16
	SK	56	37	5	1	1	93	6
	FI	55	35	9	0	1	90	9
	SE	51	31	14	3	1	82	17
	UK	73	20	3	1	3	93	4

QC3.3 Selon vous, dans quelle mesure les défis suivants à la sécurité intérieure de l'UE sont-ils importants ou pas importants actuellement ?





























La cybercriminalité

QC3.3 In your opinion, how important or not important are currently the following challenges to the internal security of the EU?

Cybercrime

QC3.3 Wie wichtig oder unwichtig sind Ihrer Meinung nach derzeit die folgenden Herausforderungen in Bezug auf die innere Sicherheit in der EU?

Computer-/Internetkriminalität

		Très important	Plutôt important	Plutôt pas important	Pas du tout important	NSP	Total 'Important'	Total 'Pas important'
		Very important	Fairly important	Not very important	Not at all important	DK	Total 'Important'	Total 'Not important'
		Sehr wichtig	Ziemlich wichtig	Nicht so wichtig	Überhaupt nicht wichtig	WN	Gesamt 'Wichtig'	Gesamt 'Nicht wichtig'
%		EB 75.4	EB 75.4	EB 75.4	EB 75.4	EB 75.4	EB 75.4	EB 75.4
	EU 27	43	38	9	2	8	81	11
	BE	39	44	13	1	3	83	14
	BG	51	27	3	1	18	78	4
	CZ	49	40	7	1	3	89	8
	DK	30	44	20	2	4	74	22
	DE	58	29	7	2	4	87	9
	EE	47	40	7	1	5	87	8
	IE	54	29	3	1	13	83	4
	EL	42	39	12	2	5	81	14
	ES	36	38	14	3	9	74	17
	FR	42	37	9	3	9	79	12
	IT	39	45	9	2	5	84	11
	CY	74	20	3	1	2	94	4
	LV	34	42	10	2	12	76	12
	LT	36	49	6	1	8	85	7
	LU	43	39	8	2	8	82	10
	HU	41	42	11	1	5	83	12
	MT	50	32	6	0	12	82	6
	NL	50	37	9	1	3	87	10
	AT	48	37	9	2	4	85	11
	PL	32	43	6	1	18	75	7
	PT	30	51	5	0	14	81	5
	RO	30	43	9	1	17	73	10
	SI	35	40	17	3	5	75	20
	SK	35	45	13	1	6	80	14
	FI	48	42	8	0	2	90	8
	SE	34	46	15	2	3	80	17
	UK	51	32	7	0	10	83	7

QC3.4 Selon vous, dans quelle mesure les défis suivants à la sécurité intérieure de l'UE sont-ils importants ou pas importants actuellement ?





























L'insécurité des frontières de l'UE

QC3.4 In your opinion, how important or not important are currently the following challenges to the internal security of the EU?

Insecurity of EU borders

QC3.4 Wie wichtig oder unwichtig sind Ihrer Meinung nach derzeit die folgenden Herausforderungen in Bezug auf die innere Sicherheit in der EU?

Mangelnde Sicherheit an den EU-Grenzen

		Très important	Plutôt important	Plutôt pas important	Pas du tout important	NSP	Total 'Important'	Total 'Pas important'
		Very important	Fairly important	Not very important	Not at all important	DK	Total 'Important'	Total 'Not important'
		Sehr wichtig	Ziemlich wichtig	Nicht so wichtig	Überhaupt nicht wichtig	WN	Gesamt 'Wichtig'	Gesamt 'Nicht wichtig'
%		EB 75.4	EB 75.4	EB 75.4	EB 75.4	EB 75.4	EB 75.4	EB 75.4
	EU 27	39	40	14	2	5	79	16
	BE	34	42	19	4	1	76	23
	BG	55	32	6	1	6	87	7
	CZ	38	45	13	2	2	83	15
	DK	19	40	35	5	1	59	40
	DE	37	38	20	3	2	75	23
	EE	32	45	17	2	4	77	19
	IE	47	33	9	1	10	80	10
	EL	58	28	9	2	3	86	11
	ES	42	41	12	2	3	83	14
	FR	32	38	19	5	6	70	24
	IT	40	46	8	2	4	86	10
	CY	73	20	5	1	1	93	6
	LV	27	46	19	3	5	73	22
	LT	25	49	15	3	8	74	18
	LU	32	43	18	4	3	75	22
	HU	45	40	11	2	2	85	13
	MT	48	35	5	1	11	83	6
	NL	30	38	27	3	2	68	30
	AT	51	40	6	1	2	91	7
	PL	26	51	13	1	9	77	14
	PT	37	54	5	1	3	91	6
	RO	30	45	11	1	13	75	12
	SI	25	36	32	5	2	61	37
	SK	37	46	14	1	2	83	15
	FI	44	42	12	1	1	86	13
	SE	24	39	28	5	4	63	33
	UK	57	29	7	1	6	86	8

QC3.5 Selon vous, dans quelle mesure les défis suivants à la sécurité intérieure de l'UE sont-ils importants ou pas importants actuellement ?





























Les catastrophes naturelles et celles causées par l'homme

QC3.5 In your opinion, how important or not important are currently the following challenges to the internal security of the EU?

Natural and man-made disasters

QC3.5 Wie wichtig oder unwichtig sind Ihrer Meinung nach derzeit die folgenden Herausforderungen in Bezug auf die innere Sicherheit in der EU?

Katastrophen natürlichen oder menschlichen Ursprungs





























		Très important	Plutôt important	Plutôt pas important	Pas du tout important	NSP	Total 'Important'	Total 'Pas important'
		Very important	Fairly important	Not very important	Not at all important	DK	Total 'Important'	Total 'Not important'
		Sehr wichtig	Ziemlich wichtig	Nicht so wichtig	Überhaupt nicht wichtig	WN	Gesamt 'Wichtig'	Gesamt 'Nicht wichtig'
%		EB 75.4	EB 75.4	EB 75.4	EB 75.4	EB 75.4	EB 75.4	EB 75.4
	EU 27	48	39	9	1	3	87	10
	BE	42	42	14	2	0	84	16
	BG	77	21	0	0	2	98	0
	CZ	58	36	5	0	1	94	5
	DK	23	38	31	7	1	61	38
	DE	45	40	12	2	1	85	14
	EE	42	44	12	1	1	86	13
	IE	44	35	11	0	10	79	11
	EL	59	33	6	1	1	92	7
	ES	54	39	6	0	1	93	6
	FR	48	40	8	1	3	88	9
	IT	51	42	4	1	2	93	5
	CY	71	24	4	0	1	95	4
	LV	49	42	7	0	2	91	7
	LT	45	47	4	1	3	92	5
	LU	52	36	9	2	1	88	11
	HU	62	33	4	0	1	95	4
	MT	53	36	4	1	6	89	5
	NL	37	44	17	1	1	81	18
	AT	50	40	6	2	2	90	8
	PL	49	44	3	1	3	93	4
	PT	40	52	5	0	3	92	5
	RO	46	38	6	1	9	84	7
	SI	49	43	7	0	1	92	7
	SK	64	32	3	0	1	96	3
	FI	49	42	8	0	1	91	8
	SE	41	39	17	2	1	80	19
	UK	39	36	16	2	7	75	18

QC4.1 Par rapport à la situation actuelle, pensez-vous que les défis suivants à la sécurité intérieure de l'UE vont augmenter, vont diminuer ou vont rester inchangés dans les trois années à venir ?
Le crime organisé

QC4.1 Compared to the current situation, would you say that the following challenges to the internal security of the EU will increase, decrease or remain unchanged over the next three years?

Organised Crime





























QC4.1 Würden Sie verglichen mit der heutigen Situation sagen, dass die folgenden Herausforderungen in Bezug auf die innere Sicherheit in der EU in den kommenden drei Jahren zunehmen, abnehmen oder unverändert bleiben werden?
Organisierte Kriminalität

		Vont augmenter	Vont diminuer	Vont rester inchangés	NSP
		Will increase	Will decrease	Will remain unchanged	DK
		Werden/ wird zunehmen	Werden/ wird abnehmen	Werden/ wird unverändert bleiben	WN
%		EB 75.4	EB 75.4	EB 75.4	EB 75.4
	EU 27	57	9	26	8
	BE	61	7	30	2
	BG	28	26	31	15
	CZ	67	5	25	3
	DK	67	5	27	1
	DE	74	3	20	3
	EE	44	17	34	5
	IE	68	6	13	13
	EL	80	4	13	3
	ES	50	11	29	10
	FR	48	7	37	8
	IT	47	18	27	8
	CY	82	3	11	4
	LV	48	11	36	5
	LT	42	16	31	11
	LU	62	7	26	5
	HU	59	12	24	5
	MT	65	5	17	13
	NL	57	6	35	2
	AT	72	7	19	2
	PL	45	15	27	13
	PT	63	9	15	13
	RO	41	14	27	18
	SI	74	6	17	3
	SK	62	9	26	3
	FI	76	4	19	1
	SE	74	4	21	1
	UK	62	6	24	8

QC4.2 Par rapport à la situation actuelle, pensez-vous que les défis suivants à la sécurité intérieure de l'UE vont augmenter, vont diminuer ou vont rester inchangés dans les trois années à venir ?
Terrorisme

QC4.2 Compared to the current situation, would you say that the following challenges to the internal security of the EU will increase, decrease or remain unchanged over the next three years?
Terrorism





























QC4.2 Würden Sie verglichen mit der heutigen Situation sagen, dass die folgenden Herausforderungen in Bezug auf die innere Sicherheit in der EU in den kommenden drei Jahren zunehmen, abnehmen oder unverändert bleiben werden?
Computer-/Internetkriminalität

		Vont augmenter	Vont diminuer	Vont rester inchangés	NSP
		Will increase	Will decrease	Will remain unchanged	DK
		Werden/ wird zunehmen	Werden/ wird abnehmen	Werden/ wird unverändert bleiben	WN
%		EB 75.4	EB 75.4	EB 75.4	EB 75.4
	EU 27	51	11	30	8
	BE	56	9	34	1
	BG	36	21	28	15
	CZ	57	7	30	6
	DK	51	11	37	1
	DE	56	6	33	5
	EE	53	12	30	5
	IE	59	8	19	14
	EL	69	7	20	4
	ES	37	20	34	9
	FR	55	7	30	8
	IT	47	19	27	7
	CY	73	6	14	7
	LV	47	11	35	7
	LT	39	16	32	13
	LU	58	8	30	4
	HU	49	16	28	7
	MT	65	6	17	12
	NL	44	10	44	2
	AT	58	9	28	5
	PL	48	12	28	12
	PT	58	10	18	14
	RO	46	14	23	17
	SI	57	8	28	7
	SK	61	11	24	4
	FI	65	6	28	1
	SE	51	9	39	1
	UK	57	8	26	9

QC4.3 Par rapport à la situation actuelle, pensez-vous que les défis suivants à la sécurité intérieure de l'UE vont augmenter, vont diminuer ou vont rester inchangés dans les trois années à venir ?
La cybercriminalité

QC4.3 Compared to the current situation, would you say that the following challenges to the internal security of the EU will increase, decrease or remain unchanged over the next three years?
Cybercrime

QC4.3 Würden Sie verglichen mit der heutigen Situation sagen, dass die folgenden Herausforderungen in Bezug auf die innere Sicherheit in der EU in den kommenden drei Jahren zunehmen, abnehmen oder unverändert bleiben werden?
Internet-/Computer-Kriminalität





























		Vont augmenter	Vont diminuer	Vont rester inchangés	NSP
		Will increase	Will decrease	Will remain unchanged	DK
		Werden/ wird zunehmen	Werden/ wird abnehmen	Werden/ wird unverändert bleiben	WN
%		EB 75.4	EB 75.4	EB 75.4	EB 75.4
	EU 27	63	8	17	12
	BE	74	7	16	3
	BG	30	15	22	33
	CZ	68	5	22	5
	DK	72	3	22	3
	DE	83	4	8	5
	EE	64	10	19	7
	IE	61	6	12	21
	EL	70	8	14	8
	ES	53	9	22	16
	FR	64	5	20	11
	IT	49	17	23	11
	CY	83	4	7	6
	LV	54	8	25	13
	LT	54	11	21	14
	LU	75	3	13	9
	HU	55	14	20	11
	MT	61	8	15	16
	NL	87	2	8	3
	AT	71	7	18	4
	PL	48	10	20	22
	PT	51	8	17	24
	RO	42	11	24	23
	SI	73	5	14	8
	SK	60	10	23	7
	FI	80	3	15	2
	SE	77	3	16	4
	UK	70	5	12	13

QC4.4 Par rapport à la situation actuelle, pensez-vous que les défis suivants à la sécurité intérieure de l'UE vont augmenter, vont diminuer ou vont rester inchangés dans les trois années à venir ?
L'insécurité des frontières de l'UE

QC4.4 Compared to the current situation, would you say that the following challenges to the internal security of the EU will increase, decrease or remain unchanged over the next three years?

Insecurity of EU borders

QC4.4 Würden Sie verglichen mit der heutigen Situation sagen, dass die folgenden Herausforderungen in Bezug auf die innere Sicherheit in der EU in den kommenden drei Jahren zunehmen, abnehmen oder unverändert bleiben werden?
Mangelnde Sicherheit an den EU-Grenzen





























		Vont augmenter	Vont diminuer	Vont rester inchangés	NSP
		Will increase	Will decrease	Will remain unchanged	DK
		Werden/ wird zunehmen	Werden/ wird abnehmen	Werden/ wird unverändert bleiben	WN
%		EB 75.4	EB 75.4	EB 75.4	EB 75.4
	EU 27	43	13	34	10
	BE	49	11	38	2
	BG	19	33	28	20
	CZ	37	13	46	4
	DK	44	11	43	2
	DE	47	12	36	5
	EE	35	18	41	6
	IE	42	9	28	21
	EL	68	7	21	4
	ES	43	13	34	10
	FR	43	8	39	10
	IT	39	19	31	11
	CY	75	6	14	5
	LV	34	14	45	7
	LT	24	23	37	16
	LU	53	8	35	4
	HU	30	21	42	7
	MT	46	15	20	19
	NL	44	8	44	4
	AT	53	12	32	3
	PL	31	17	35	17
	PT	58	9	19	14
	RO	31	19	28	22
	SI	39	11	42	8
	SK	35	16	44	5
	FI	58	7	34	1
	SE	34	10	51	5
	UK	52	9	29	10

QC4.5 Par rapport à la situation actuelle, pensez-vous que les défis suivants à la sécurité intérieure de l'UE vont augmenter, vont diminuer ou vont rester inchangés dans les trois années à venir ?
Les catastrophes naturelles et celles causées par l'homme

QC4.5 Compared to the current situation, would you say that the following challenges to the internal security of the EU will increase, decrease or remain unchanged over the next three years?

Natural and man-made disasters

QC4.5 Würden Sie verglichen mit der heutigen Situation sagen, dass die folgenden Herausforderungen in Bezug auf die innere Sicherheit in der EU in den kommenden drei Jahren zunehmen, abnehmen oder unverändert bleiben werden?
Katastrophen natürlichen oder menschlichen Ursprungs

		Vont augmenter	Vont diminuer	Vont rester inchangés	NSP
		Will increase	Will decrease	Will remain unchanged	DK
		Werden/ wird zunehmen	Werden/ wird abnehmen	Werden/ wird unverändert bleiben	WN
%		EB 75.4	EB 75.4	EB 75.4	EB 75.4
	EU 27	54	7	30	9
	BE	59	6	33	2
	BG	37	11	29	23
	CZ	58	4	34	4
	DK	44	4	50	2
	DE	59	4	33	4
	EE	51	10	34	5
	IE	35	5	33	27
	EL	73	5	18	4
	ES	58	6	27	9
	FR	59	6	27	8
	IT	52	15	24	9
	CY	76	2	12	10
	LV	53	8	33	6
	LT	44	10	30	16
	LU	70	5	22	3
	HU	61	12	23	4
	MT	54	8	21	17
	NL	54	3	39	4
	AT	58	6	32	4
	PL	49	11	26	14
	PT	54	9	20	17
	RO	48	11	22	19
	SI	66	7	22	5
	SK	69	6	21	4
	FI	59	4	35	2
	SE	55	4	39	2
	UK	43	4	40	13

QC5a.1 Dans quelle mesure êtes-vous d'accord ou pas d'accord avec chacune des propositions suivantes ? L'UE en fait assez pour ...





























Lutter contre le crime organisé

QC5a.1 To what extent do you agree or disagree with each of the following statements? The EU is doing enough to...

Fight organised crime

QC5a.1 Inwieweit stimmen Sie jeder der folgenden Aussagen zu oder nicht zu? Die EU unternimmt genug, um ...

Die organisierte Kriminalität zu bekämpfen

		Tout à fait d'accord	Plutôt d'accord	Plutôt pas d'accord	Pas du tout d'accord	NSP	Total 'D'accord'	Total 'Pas d'accord'
		Totally agree	Tend to agree	Tend to disagree	Totally disagree	DK	Total 'Agree'	Total 'Disagree'
		Stimme voll und ganz zu	Stimme eher zu	Stimme eher nicht zu	Stimme überhaupt nicht zu	WN	Gesamt 'Stimme zu'	Gesamt 'Stimme nicht zu'
%		EB 75.4	EB 75.4	EB 75.4	EB 75.4	EB 75.4	EB 75.4	EB 75.4
	EU 27	11	39	29	10	11	50	39
	BE	9	45	32	11	3	54	43
	BG	14	61	12	2	11	75	14
	CZ	10	46	29	9	6	56	38
	DK	6	39	39	11	5	45	50
	DE	10	31	39	12	8	41	51
	EE	15	57	18	3	7	72	21
	IE	7	34	29	12	18	41	41
	EL	10	34	37	15	4	44	52
	ES	15	40	26	10	9	55	36
	FR	5	31	31	14	19	36	45
	IT	20	40	26	6	8	60	32
	CY	12	42	25	11	10	54	36
	LV	6	50	28	5	11	56	33
	LT	6	45	30	5	14	51	35
	LU	5	38	36	12	9	43	48
	HU	18	46	22	6	8	64	28
	MT	8	41	25	6	20	49	31
	NL	6	40	34	8	12	46	42
	AT	19	35	31	9	6	54	40
	PL	10	54	19	3	14	64	22
	PT	9	39	30	6	16	48	36
	RO	13	47	16	3	21	60	19
	SI	4	33	49	9	5	37	58
	SK	8	47	33	6	6	55	39
	FI	10	50	31	6	3	60	37
	SE	7	44	32	9	8	51	41
	UK	8	34	30	13	15	42	43

QC5a.2 Dans quelle mesure êtes-vous d'accord ou pas d'accord avec chacune des propositions suivantes ? L'UE en fait assez pour ...





























Lutter contre le terrorisme

QC5a.2 To what extent do you agree or disagree with each of the following statements? The EU is doing enough to...

Fight terrorism

QC5a.2 Inwieweit stimmen Sie jeder der folgenden Aussagen zu oder nicht zu? Die EU unternimmt genug, um ...

Terrorismus zu bekämpfen

		Tout à fait d'accord	Plutôt d'accord	Plutôt pas d'accord	Pas du tout d'accord	NSP	Total 'D'accord'	Total 'Pas d'accord'
		Totally agree	Tend to agree	Tend to disagree	Totally disagree	DK	Total 'Agree'	Total 'Disagree'
		Stimme voll und ganz zu	Stimme eher zu	Stimme eher nicht zu	Stimme überhaupt nicht zu	WN	Gesamt 'Stimme zu'	Gesamt 'Stimme nicht zu'
%		EB 75.4	EB 75.4	EB 75.4	EB 75.4	EB 75.4	EB 75.4	EB 75.4
	EU 27	15	45	22	8	10	60	30
	BE	12	50	26	9	3	62	35
	BG	19	59	10	2	10	78	12
	CZ	14	53	22	5	6	67	27
	DK	16	50	22	7	5	66	29
	DE	17	44	25	7	7	61	32
	EE	16	57	17	3	7	73	20
	IE	9	41	22	10	18	50	32
	EL	9	39	33	14	5	48	47
	ES	20	43	24	8	5	63	32
	FR	8	42	24	12	14	50	36
	IT	22	41	24	6	7	63	30
	CY	14	41	25	10	10	55	35
	LV	8	55	24	3	10	63	27
	LT	8	47	27	4	14	55	31
	LU	10	50	25	8	7	60	33
	HU	23	49	15	6	7	72	21
	MT	10	47	22	4	17	57	26
	NL	12	53	20	5	10	65	25
	AT	20	39	29	5	7	59	34
	PL	12	53	19	2	14	65	21
	PT	10	41	27	5	17	51	32
	RO	15	48	15	3	19	63	18
	SI	7	46	34	6	7	53	40
	SK	11	50	29	5	5	61	34
	FI	15	54	23	5	3	69	28
	SE	18	49	20	5	8	67	25
	UK	13	43	19	13	12	56	32

QC5a.3 Dans quelle mesure êtes-vous d'accord ou pas d'accord avec chacune des propositions suivantes ? L'UE en fait assez pour ...





























Lutter contre la cybercriminalité

QC5a.3 To what extent do you agree or disagree with each of the following statements? The EU is doing enough to...

Fight cybercrime

QC5a.3 Inwieweit stimmen Sie jeder der folgenden Aussagen zu oder nicht zu? Die EU unternimmt genug, um ...

Internetkriminalität zu bekämpfen

		Tout à fait d'accord	Plutôt d'accord	Plutôt pas d'accord	Pas du tout d'accord	NSP	Total 'D'accord'	Total 'Pas d'accord'
		Totally agree	Tend to agree	Tend to disagree	Totally disagree	DK	Total 'Agree'	Total 'Disagree'
		Stimme voll und ganz zu	Stimme eher zu	Stimme eher nicht zu	Stimme überhaupt nicht zu	WN	Gesamt 'Stimme zu'	Gesamt 'Stimme nicht zu'
%		EB 75.4	EB 75.4	EB 75.4	EB 75.4	EB 75.4	EB 75.4	EB 75.4
	EU 27	10	36	27	9	18	46	36
	BE	9	38	35	10	8	47	45
	BG	12	48	11	2	27	60	13
	CZ	10	44	28	7	11	54	35
	DK	6	40	35	7	12	46	42
	DE	11	27	37	13	12	38	50
	EE	18	54	15	3	10	72	18
	IE	5	27	28	11	29	32	39
	EL	10	35	32	13	10	45	45
	ES	14	40	22	7	17	54	29
	FR	5	30	30	13	22	35	43
	IT	18	38	24	5	15	56	29
	CY	14	42	22	11	11	56	33
	LV	5	47	26	3	19	52	29
	LT	6	42	28	3	21	48	31
	LU	5	32	33	11	19	37	44
	HU	15	47	17	5	16	62	22
	MT	6	34	24	4	32	40	28
	NL	6	29	36	9	20	35	45
	AT	19	31	31	7	12	50	38
	PL	8	44	18	4	26	52	22
	PT	9	34	27	6	24	43	33
	RO	12	41	19	3	25	53	22
	SI	4	34	43	6	13	38	49
	SK	10	48	24	5	13	58	29
	FI	9	52	27	6	6	61	33
	SE	7	43	26	5	19	50	31
	UK	6	31	28	12	23	37	40

QC5a.4 Dans quelle mesure êtes-vous d'accord ou pas d'accord avec chacune des propositions suivantes ? L'UE en fait assez pour ...





























Sécuriser les frontières de l'UE

QC5a.4 To what extent do you agree or disagree with each of the following statements? The EU is doing enough to...

Secure EU borders

QC5a.4 Inwieweit stimmen Sie jeder der folgenden Aussagen zu oder nicht zu? Die EU unternimmt genug, um ...

Die EU-Grenzen zu sichern





























		Tout à fait d'accord	Plutôt d'accord	Plutôt pas d'accord	Pas du tout d'accord	NSP	Total 'D'accord'	Total 'Pas d'accord'
		Totally agree	Tend to agree	Tend to disagree	Totally disagree	DK	Total 'Agree'	Total 'Disagree'
		Stimme voll und ganz zu	Stimme eher zu	Stimme eher nicht zu	Stimme überhaupt nicht zu	WN	Gesamt 'Stimme zu'	Gesamt 'Stimme nicht zu'
%		EB 75.4	EB 75.4	EB 75.4	EB 75.4	EB 75.4	EB 75.4	EB 75.4
	EU 27	11	39	27	11	12	50	38
	BE	8	41	35	13	3	49	48
	BG	20	56	10	1	13	76	11
	CZ	11	50	22	10	7	61	32
	DK	9	41	34	11	5	50	45
	DE	11	36	33	12	8	47	45
	EE	13	55	20	4	8	68	24
	IE	6	33	26	11	24	39	37
	EL	11	26	35	23	5	37	58
	ES	13	40	26	12	9	53	38
	FR	6	33	31	14	16	39	45
	IT	19	40	23	8	10	59	31
	CY	12	39	27	13	9	51	40
	LV	7	53	25	4	11	60	29
	LT	8	48	24	4	16	56	28
	LU	6	44	31	13	6	50	44
	HU	19	49	19	5	8	68	24
	MT	7	35	27	6	25	42	33
	NL	8	35	35	12	10	43	47
	AT	16	32	32	14	6	48	46
	PL	9	54	17	3	17	63	20
	PT	9	37	31	7	16	46	38
	RO	14	45	15	3	23	59	18
	SI	12	50	29	3	6	62	32
	SK	10	54	26	4	6	64	30
	FI	12	53	26	6	3	65	32
	SE	13	46	24	5	12	59	29
	UK	7	29	30	21	13	36	51

QC5a.5 Dans quelle mesure êtes-vous d'accord ou pas d'accord avec chacune des propositions suivantes ? L'UE en fait assez pour ...

Gérer les catastrophes naturelles et celles causées par l'homme

QC5a.5 To what extent do you agree or disagree with each of the following statements? The EU is doing enough to...
Manage natural and man-made disasters

QC5a.5 Inwieweit stimmen Sie jeder der folgenden Aussagen zu oder nicht zu? Die EU unternimmt genug, um ...
Katastrophen natürlichen oder menschlichen Ursprungs zu bewältigen

	Tout à fait d'accord	Plutôt d'accord	Plutôt pas d'accord	Pas du tout d'accord	NSP	Total 'D'accord'	Total 'Pas d'accord'
	Totally agree	Tend to agree	Tend to disagree	Totally disagree	DK	Total 'Agree'	Total 'Disagree'
	Stimme voll und ganz zu	Stimme eher zu	Stimme eher nicht zu	Stimme überhaupt nicht zu	WN	Gesamt 'Stimme zu'	Gesamt 'Stimme nicht zu'
%	EB 75.4	EB 75.4	EB 75.4	EB 75.4	EB 75.4	EB 75.4	EB 75.4
 EU 27	11	39	30	9	11	50	39
 BE	7	45	35	10	3	52	45
 BG	14	52	18	3	13	66	21
 CZ	9	43	33	8	7	52	41
 DK	12	46	29	7	6	58	36
 DE	10	41	31	9	9	51	40
 EE	12	52	23	5	8	64	28
 IE	4	34	24	9	29	38	33
 EL	8	35	36	18	3	43	54
 ES	15	37	29	12	7	52	41
 FR	4	28	37	16	15	32	53
 IT	18	37	30	7	8	55	37
 CY	11	45	23	10	11	56	33
 LV	7	54	26	4	9	61	30
 LT	6	48	26	4	16	54	30
 LU	5	39	39	12	5	44	51
 HU	18	46	24	6	6	64	30
 MT	8	42	21	6	23	50	27
 NL	7	39	32	10	12	46	42
 AT	18	39	29	8	6	57	37
 PL	9	46	27	5	13	55	32
 PT	9	37	30	6	18	46	36
 RO	15	39	21	5	20	54	26
 SI	7	41	42	6	4	48	48
 SK	6	39	39	11	5	45	50
 FI	10	49	30	8	3	59	38
 SE	8	45	33	7	7	53	40
 UK	7	42	24	9	18	49	33





























QC5b.1 Dans quelle mesure êtes-vous d'accord ou pas d'accord avec chacune des propositions suivantes ? (NOTRE PAYS) en fait assez pour ...

Lutter contre le crime organisé

QC5b.1 To what extent do you agree or disagree with each of the following statements? (OUR COUNTRY) is doing enough to...

Fight organised crime

QC5b.1 Inwieweit stimmen Sie jeder der folgenden Aussagen zu oder nicht zu? (UNSER LAND) unternimmt genug, um ... Die organisierte Kriminalität zu bekämpfen

		Tout à fait d'accord	Plutôt d'accord	Plutôt pas d'accord	Pas du tout d'accord	NSP	Total 'D'accord'	Total 'Pas d'accord'
		Totally agree	Tend to agree	Tend to disagree	Totally disagree	DK	Total 'Agree'	Total 'Disagree'
		Stimme voll und ganz zu	Stimme eher zu	Stimme eher nicht zu	Stimme überhaupt nicht zu	WN	Gesamt 'Stimme zu'	Gesamt 'Stimme nicht zu'
%		EB 75.4	EB 75.4	EB 75.4	EB 75.4	EB 75.4	EB 75.4	EB 75.4
	EU 27	10	40	30	12	8	50	42
	BE	8	46	34	10	2	54	44
	BG	4	39	39	12	6	43	51
	CZ	7	34	36	19	4	41	55
	DK	11	49	31	7	2	60	38
	DE	12	40	31	11	6	52	42
	EE	13	55	23	4	5	68	27
	IE	6	32	31	21	10	38	52
	EL	6	22	40	30	2	28	70
	ES	15	43	24	11	7	58	35
	FR	4	35	33	15	13	39	48
	IT	21	42	23	9	5	63	32
	CY	9	39	34	16	2	48	50
	LV	3	30	41	20	6	33	61
	LT	4	28	42	16	10	32	58
	LU	6	46	25	10	13	52	35
	HU	14	42	27	12	5	56	39
	MT	7	40	29	12	12	47	41
	NL	7	47	33	7	6	54	40
	AT	18	41	30	6	5	59	36
	PL	8	46	27	8	11	54	35
	PT	8	34	34	10	14	42	44
	RO	4	26	38	18	14	30	56
	SI	2	21	50	25	2	23	75
	SK	6	37	38	14	5	43	52
	FI	18	53	22	5	2	71	27
	SE	8	45	35	7	5	53	42
	UK	8	42	29	12	9	50	41





























QC5b.2 Dans quelle mesure êtes-vous d'accord ou pas d'accord avec chacune des propositions suivantes ? (NOTRE PAYS) en fait assez pour ...

Lutter contre le terrorisme

QC5b.2 To what extent do you agree or disagree with each of the following statements? (OUR COUNTRY) is doing enough to...

Fight terrorism

QC5b.2 Inwieweit stimmen Sie jeder der folgenden Aussagen zu oder nicht zu? (UNSER LAND) unternimmt genug, um ... Terrorismus zu bekämpfen

		Tout à fait d'accord	Plutôt d'accord	Plutôt pas d'accord	Pas du tout d'accord	NSP	Total 'D'accord'	Total 'Pas d'accord'
		Totally agree	Tend to agree	Tend to disagree	Totally disagree	DK	Total 'Agree'	Total 'Disagree'
		Stimme voll und ganz zu	Stimme eher zu	Stimme eher nicht zu	Stimme überhaupt nicht zu	WN	Gesamt 'Stimme zu'	Gesamt 'Stimme nicht zu'
%		EB 75.4	EB 75.4	EB 75.4	EB 75.4	EB 75.4	EB 75.4	EB 75.4
	EU 27	15	45	23	9	8	60	32
	BE	10	52	27	9	2	62	36
	BG	5	39	30	9	17	44	39
	CZ	8	44	30	11	7	52	41
	DK	21	56	17	4	2	77	21
	DE	20	46	22	5	7	66	27
	EE	12	51	21	5	11	63	26
	IE	6	39	25	14	16	45	39
	EL	7	27	35	27	4	34	62
	ES	25	43	19	10	3	68	29
	FR	9	47	23	12	9	56	35
	IT	21	39	25	8	7	60	33
	CY	6	37	33	18	6	43	51
	LV	3	32	34	15	16	35	49
	LT	4	31	32	11	22	35	43
	LU	5	47	19	8	21	52	27
	HU	16	47	21	8	8	63	29
	MT	6	37	15	10	32	43	25
	NL	14	57	18	4	7	71	22
	AT	21	42	24	4	9	63	28
	PL	8	48	21	5	18	56	26
	PT	7	37	31	9	16	44	40
	RO	5	27	35	16	17	32	51
	SI	5	36	35	12	12	41	47
	SK	5	46	33	8	8	51	41
	FI	26	50	18	3	3	76	21
	SE	16	49	24	5	6	65	29
	UK	14	50	19	10	7	64	29





























QC5b.3 Dans quelle mesure êtes-vous d'accord ou pas d'accord avec chacune des propositions suivantes ? (NOTRE PAYS) en fait assez pour ...

Lutter contre la cybercriminalité

QC5b.3 To what extent do you agree or disagree with each of the following statements? (OUR COUNTRY) is doing enough to...

Fight cybercrime

QC5b.3 Inwieweit stimmen Sie jeder der folgenden Aussagen zu oder nicht zu? (UNSER LAND) unternimmt genug, um ... Internetkriminalität zu bekämpfen

		Tout à fait d'accord	Plutôt d'accord	Plutôt pas d'accord	Pas du tout d'accord	NSP	Total 'D'accord'	Total 'Pas d'accord'
		Totally agree	Tend to agree	Tend to disagree	Totally disagree	DK	Total 'Agree'	Total 'Disagree'
		Stimme voll und ganz zu	Stimme eher zu	Stimme eher nicht zu	Stimme überhaupt nicht zu	WN	Gesamt 'Stimme zu'	Gesamt 'Stimme nicht zu'
%		EB 75.4	EB 75.4	EB 75.4	EB 75.4	EB 75.4	EB 75.4	EB 75.4
	EU 27	9	36	29	10	16	45	39
	BE	8	41	33	10	8	49	43
	BG	4	24	27	9	36	28	36
	CZ	6	37	34	13	10	43	47
	DK	9	47	30	5	9	56	35
	DE	12	32	34	11	11	44	45
	EE	25	50	14	2	9	75	16
	IE	3	24	29	15	29	27	44
	EL	7	26	33	25	9	33	58
	ES	14	39	22	9	16	53	31
	FR	5	38	29	13	15	43	42
	IT	18	36	25	8	13	54	33
	CY	9	36	30	18	7	45	48
	LV	2	25	41	15	17	27	56
	LT	3	28	38	12	19	31	50
	LU	3	38	24	9	26	41	33
	HU	11	40	24	8	17	51	32
	MT	5	37	20	11	27	42	31
	NL	6	36	33	10	15	42	43
	AT	17	36	29	6	12	53	35
	PL	6	40	22	7	25	46	29
	PT	8	31	30	9	22	39	39
	RO	4	24	34	17	21	28	51
	SI	2	25	48	13	12	27	61
	SK	4	38	34	10	14	42	44
	FI	18	53	21	3	5	71	24
	SE	10	46	27	4	13	56	31
	UK	6	35	30	10	19	41	40





























QC5b.4 Dans quelle mesure êtes-vous d'accord ou pas d'accord avec chacune des propositions suivantes ? (NOTRE PAYS) en fait assez pour ...

Sécuriser les frontières de l'UE

QC5b.4 To what extent do you agree or disagree with each of the following statements? (OUR COUNTRY) is doing enough to...

Secure EU borders

QC5b.4 Inwieweit stimmen Sie jeder der folgenden Aussagen zu oder nicht zu? (UNSER LAND) unternimmt genug, um ... Die EU-Grenzen zu sichern

		Tout à fait d'accord	Plutôt d'accord	Plutôt pas d'accord	Pas du tout d'accord	NSP	Total 'D'accord'	Total 'Pas d'accord'
		Totally agree	Tend to agree	Tend to disagree	Totally disagree	DK	Total 'Agree'	Total 'Disagree'
		Stimme voll und ganz zu	Stimme eher zu	Stimme eher nicht zu	Stimme überhaupt nicht zu	WN	Gesamt 'Stimme zu'	Gesamt 'Stimme nicht zu'
%		EB 75.4	EB 75.4	EB 75.4	EB 75.4	EB 75.4	EB 75.4	EB 75.4
	EU 27	11	37	28	12	12	48	40
	BE	9	43	31	13	4	52	44
	BG	7	44	22	7	20	51	29
	CZ	7	42	30	13	8	49	43
	DK	20	50	19	7	4	70	26
	DE	14	36	29	10	11	50	39
	EE	15	57	18	3	7	72	21
	IE	4	30	25	15	26	34	40
	EL	5	17	35	40	3	22	75
	ES	13	38	27	14	8	51	41
	FR	6	35	29	16	14	41	45
	IT	17	38	28	7	10	55	35
	CY	6	32	32	26	4	38	58
	LV	4	37	38	11	10	41	49
	LT	5	35	33	10	17	40	43
	LU	5	50	24	8	13	55	32
	HU	17	46	19	8	10	63	27
	MT	6	28	23	10	33	34	33
	NL	8	40	29	11	12	48	40
	AT	19	36	29	8	8	55	37
	PL	8	50	20	4	18	58	24
	PT	7	34	35	10	14	41	45
	RO	5	28	32	17	18	33	49
	SI	7	43	33	10	7	50	43
	SK	9	50	29	6	6	59	35
	FI	25	52	17	4	2	77	21
	SE	16	39	25	7	13	55	32
	UK	8	31	30	20	11	39	50





























QC5b.5 Dans quelle mesure êtes-vous d'accord ou pas d'accord avec chacune des propositions suivantes ? (NOTRE PAYS) en fait assez pour ...

Gérer les crises et les désastres naturels et ceux causés par l'homme

QC5b.5 To what extent do you agree or disagree with each of the following statements? (OUR COUNTRY) is doing enough to...

Manage natural and man-made disasters





























QC5b.5 Inwieweit stimmen Sie jeder der folgenden Aussagen zu oder nicht zu? (UNSER LAND) unternimmt genug, um ... Katastrophen natürlichen oder menschlichen Ursprungs zu bewältigen

		Tout à fait d'accord	Plutôt d'accord	Plutôt pas d'accord	Pas du tout d'accord	NSP	Total 'D'accord'	Total 'Pas d'accord'
		Totally agree	Tend to agree	Tend to disagree	Totally disagree	DK	Total 'Agree'	Total 'Disagree'
		Stimme voll und ganz zu	Stimme eher zu	Stimme eher nicht zu	Stimme überhaupt nicht zu	WN	Gesamt 'Stimme zu'	Gesamt 'Stimme nicht zu'
%		EB 75.4	EB 75.4	EB 75.4	EB 75.4	EB 75.4	EB 75.4	EB 75.4
	EU 27	11	39	30	12	8	50	42
	BE	7	47	33	10	3	54	43
	BG	4	30	41	13	12	34	54
	CZ	7	34	36	18	5	41	54
	DK	19	51	19	6	5	70	25
	DE	14	48	26	6	6	62	32
	EE	10	52	26	6	6	62	32
	IE	3	31	26	13	27	34	39
	EL	5	22	39	32	2	27	71
	ES	13	43	27	13	4	56	40
	FR	4	30	38	18	10	34	56
	IT	20	32	32	9	7	52	41
	CY	4	41	30	15	10	45	45
	LV	4	39	38	12	7	43	50
	LT	4	35	37	9	15	39	46
	LU	6	51	27	7	9	57	34
	HU	12	40	32	12	4	52	44
	MT	5	33	19	13	30	38	32
	NL	13	51	23	7	6	64	30
	AT	25	44	22	5	4	69	27
	PL	7	37	31	16	9	44	47
	PT	7	33	33	10	17	40	43
	RO	5	22	34	25	14	27	59
	SI	5	35	45	12	3	40	57
	SK	4	28	41	23	4	32	64
	FI	19	53	22	4	2	72	26
	SE	15	52	24	5	4	67	29
	UK	8	48	22	8	14	56	30

QC6 Dans quelle mesure pensez-vous que la sécurité intérieure de l'UE est liée à des événements et des développements qui se passent en dehors de l'UE ?

QC6 To what extent do you believe that the internal security of the EU is linked to events and developments that take place outside the EU?





























QC6 Welcher Zusammenhang besteht Ihrer Meinung nach zwischen der inneren Sicherheit in der EU und Ereignissen und Entwicklungen, die außerhalb der EU stattfinden?

		Beaucoup liée	Plutôt liée	Pas beaucoup liée	Pas du tout liée	NSP	Total 'Liée '	Total 'Pas liée '
		Very much linked	Somewhat linked	Not very much linked	Not at all linked	DK	Total 'Linked'	Total 'Not linked'
		Ein sehr großer Zusammenhang	Ein gewisser Zusammenhang	Ein geringer Zusammenhang	Überhaupt kein Zusammenhang	WN	Gesamt 'Verknuepft'	Gesamt 'Nicht verknuepft'
	%	EB 75.4	EB 75.4	EB 75.4	EB 75.4	EB 75.4	EB 75.4	EB 75.4
 EU 27		26	48	10	2	14	74	12
 BE		27	57	12	2	2	84	14
 BG		31	48	6	1	14	79	7
 CZ		25	49	17	2	7	74	19
 DK		43	41	10	2	4	84	12
 DE		25	48	13	4	10	73	17
 EE		41	45	7	1	6	86	8
 IE		26	36	5	2	31	62	7
 EL		31	48	11	4	6	79	15
 ES		20	43	13	3	21	63	16
 FR		30	47	7	3	13	77	10
 IT		18	52	13	3	14	70	16
 CY		46	37	7	1	9	83	8
 LV		29	52	9	1	9	81	10
 LT		30	49	5	1	15	79	6
 LU		42	42	6	2	8	84	8
 HU		24	51	13	2	10	75	15
 MT		40	37	4	2	17	77	6
 NL		38	49	7	1	5	87	8
 AT		19	58	12	3	8	77	15
 PL		24	48	9	2	17	72	11
 PT		14	50	9	2	25	64	11
 RO		28	41	7	2	22	69	9
 SI		31	47	13	3	6	78	16
 SK		29	50	12	2	7	79	14
 FI		22	62	12	1	3	84	13
 SE		38	49	7	1	5	87	8
 UK		30	46	6	1	17	76	7

QC7R - Quels pays non-membres de l'UE considérez-vous comme les principaux partenaires de l'UE pour répondre aux défis à la sécurité intérieure de l'UE ?

QC7R - Which non-EU member countries do you consider as the EU main partners in responding to challenges to the internal security of the EU?





























QC7R - Quels pays non-membres de l'UE considérez-vous comme les principaux partenaires de l'UE pour répondre aux défis à la sécurité intérieure de l'UE ?

		Canada	Chine	Pays de l'Union européenne	Japon	Norvège	Russie
		Canada	China	Countries from the European Union	Japan	Norway	Russia
		Kanada	China	Pays de l'Union européenne	Japan	Norwegen	Russland
%		EB 75.4	EB 75.4	EB 75.4	EB 75.4	EB 75.4	EB 75.4
	EU 27	2	6	6	3	1	13
	BE	3	8	5	4	0	15
	BG	2	5	3	4	1	26
	CZ	2	3	9	3	1	9
	DK	8	11	1	8	4	16
	DE	1	6	3	2	1	23
	EE	1	3	4	2	6	20
	IE	5	6	4	3	0	6
	IT	2	10	2	1	0	19
	ES	1	5	3	3	0	4
	FR	4	7	6	4	1	10
	GR	0	4	14	3	0	8
	CY	0	5	1	3	0	20
	LV	1	7	3	2	5	51
	LT	1	3	6	2	4	27
	LU	2	5	3	1	2	13
	HU	1	9	5	4	0	14
	MT	1	7	0	2	1	7
	NL	4	10	8	4	3	21
	AT	1	5	10	1	2	17
	PL	1	2	5	1	1	9
	PT	0	5	3	2	0	3
	RO	3	6	6	3	0	13
	SI	0	6	4	2	2	19
	SK	1	4	12	2	2	20
	FI	1	9	5	3	7	43
	SE	2	20	1	3	4	29
	UK	6	4	4	2	1	5

QC7R - Quels pays non-membres de l'UE considérez-vous comme les principaux partenaires de l'UE pour répondre aux défis à la sécurité intérieure de l'UE ?

QC7R - Which non-EU member countries do you consider as the EU main partners in responding to challenges to the internal security of the EU?

QC7R - Quels pays non-membres de l'UE considérez-vous comme les principaux partenaires de l'UE pour répondre aux défis à la sécurité intérieure de l'UE ?

		Suisse	Turquie	Les Etats-Unis	Autre	Aucun	NSP
		Switzerland	Turkey	USA	Other	None	DK
		Schweiz	Turkei	Usa	Sonstige	Kein	WN
%		EB 75.4	EB 75.4	EB 75.4	EB 75.4	EB 75.4	EB 75.4
	EU 27	4	5	44	12	5	33
	BE	4	7	54	21	7	16
	BG	7	14	35	13	0	36
	CZ	11	4	26	13	3	38
	DK	1	7	78	18	0	14
	DE	5	10	46	12	6	29
	EE	2	2	44	6	2	31
	IE	1	2	54	10	2	37
	EL	1	5	47	6	13	22
	ES	1	1	41	8	6	40
	FR	4	7	45	14	7	32
	IT	6	3	40	11	5	30
	CY	1	8	42	8	2	43
	LV	2	2	30	13	1	28
	LT	3	2	27	12	1	40
	LU	13	11	45	13	9	20
	HU	5	2	34	13	1	43
	MT	2	3	43	10	4	43
	NL	6	16	59	20	0	18
	AT	15	10	34	27	1	33
	PL	2	1	40	3	7	41
	PT	2	0	39	8	0	51
	RO	3	5	35	9	1	46
	SI	7	4	36	24	10	26
	SK	7	0	28	22	2	35
	FI	1	5	43	17	1	19
	SE	0	5	74	20	1	16
	UK	1	3	48	16	8	33